



सत्यमेव जयते

GOVERNMENT OF MIZORAM

ANNUAL FINANCIAL STATEMENT
(Budget)

2016 - 2017
(17th March, 2016)

[The Recommendation of His Excellency the Governor required under Article 202(1) of the Constitution of India has been obtained]

CONTENTS

SUMMARY OF FINANCIAL POSITION	-	1
STATEMENT I- CONSOLIDATED FUND OF MIZORAM		
<i>Revenue Account : Receipts</i>	-	2
<i>Revenue Account : Disbursements</i>	-	7
<i>Capital Account : Receipts</i>	-	12
<i>Capital Account : Disbursements</i>	-	13
STATEMENT-I(A) : Disbursements CHARGED on the Consolidated Fund of Mizoram	-	17
STATEMENT-II : Contingency Fund of Mizoram Receipts and Disbursements	-	18
STATEMENT-III : Public Accounts of Mizoram Receipts and Disbursements	-	19
Enclosures:		
<i>Chart No. 1: Composition of Receipt</i>	-	21
<i>Chart No. 2: Components and Sub-components of resources</i>	-	21
<i>Chart No. 3: Trends showing Share of Components of Total Expenditure</i>	-	22
<i>Chart No. 4: Object Headwise Expenditure</i>	-	22
<i>Chart No. 5: Composition of Outstanding Fiscal Liabilities</i>	-	23
<i>Chart No. 6: Trend showing Fiscal Liabilities during 2016-17</i>	-	23
<i>Chart No. 7: Trends in Deficit Indicators</i>	-	24

SUMMARY OF FINANCIAL POSITION

(₹ in lakhs)

Actuals 2014-15	Budget Estimates 2015-16	Revised Estimates 2015-16	Major Head of Account	Budget Estimates 2016-17
113551.56	-63941.43	104579.78	OPENING BALANCE	133594.66
			A - CONSOLIDATED FUND	
			1 - Revenue Account	
551110.50	717544.61	753514.94	(i) Receipts	767247.83
565243.65	609128.67	664370.49	(ii) Expenditure	638857.08
-14133.15	108415.94	89144.45	1 - Revenue Deficit (-) / Surplus (+)	128390.75
-92751.22	-119378.50	-104705.45	2 - Capital Account (Net)	-130920.66
			3 - Public Debt	
138307.83	38989.00	64387.72	(i) Receipts	36061.00
118924.06	25148.79	51531.84	(ii) Repayments	31005.79
19383.77	13840.21	12855.88	3 - Public Debt (Net)	5055.21
			4 - Loans & Advances	
3162.63	4000.00	4000.00	(i) Recoveries	3284.30
242.89	4000.00	4000.00	(ii) Advances	3055.00
2919.74	-	-	4 - Loans & Advances (Net)	229.30
			5 - Transfer to Contingency Fund (Net)	
-84580.86	2877.65	-2705.12	TOTAL 'A' - CONSOLIDATED FUND (NET)	2754.60
-103964.63	-10962.56	-15561.00	Fiscal Deficit (-)	-2300.61
-73381.74	34038.21	29454.95	Primary Deficit (-)/ Surplus (+)	52698.85
-	-	-	B - CONTINGENCY FUND (NET)	-
			C - PUBLIC ACCOUNT	
31073.88	27520.00	27520.00	(i) Provident Funds, etc. (Net)	25650.00
-116.80	300.00	300.00	(ii) Reserve Funds (Net)	100.00
43351.14	2000.00	2000.00	(iii) Deposits & Advances (Net)	500.00
-8063.06	400.00	400.00	(iv) Suspense and Miscellaneous (Net)	5000.00
9363.92	1500.00	1500.00	(v) Remittances (Net)	10000.00
75609.08	31720.00	31720.00	TOTAL 'C' PUBLIC ACCOUNT (NET)	41250.00
-8971.78	34597.65	29014.88	BUDGET DEFICIT (-) / SURPLUS(+)	44004.60
104579.78	-29343.78	133594.66	CLOSING BALANCE	177599.26

STATEMENT - I
CONSOLIDATED FUND OF MIZORAM - RECEIPTS
REVENUE ACCOUNT

(₹ in lakhs)

Actuals 2014-15	Budget Estimates 2015-16	Revised Estimates 2015-16	Major Head of Account	Budget Estimates 2016-17
			A - TAX REVENUE	
			I - STATE'S OWN TAX REVENUE	
			(a) Taxes on Income & Expenditure	
-	-	-	0021 - Taxes on Income other than Corporation Tax	-
1404.46	1763.84	1445.00	0028 - Other Taxes on Income & Expenditure	1500.00
1404.46	1763.84	1445.00	TOTAL (a) - Taxes on Income & Expdr.	1500.00
			(b) Taxes on Property & Capital Transaction	
1106.15	1190.26	806.15	0029 - Land Revenue	1190.26
372.31	12.42	323.50	0030 - Stamps & Registration Fees	872.10
1478.46	1202.68	1129.65	TOTAL (b) - Taxes on Property and Capital Transaction	2062.36
			(c) Taxes on Commodities & Service	
490.94	3567.82	4250.00	0039 - State Excise	4308.00
21194.81	23266.48	21830.00	0040 - Taxes on Sale, Trade, etc.	22500.00
1702.64	2357.44	2048.00	0041 - Taxes on Vehicles	2360.44
255.53	424.00	300.00	0042 - Other Taxes on Goods & Passengers	318.00
126.26	73.14	65.00	0045 - Other Taxes & Duties on Commodities & Services	70.00
23770.18	29688.88	28493.00	TOTAL (c) - Taxes on Commodities & Services	29556.44
26653.10	32655.40	31067.65	TOTAL OF I - STATE'S OWN TAX REV.	33118.80
			II - DEVOLUTION OF CENTRAL TAXES & DUTIES	
			(a) Taxes on Income & Expenditure	
31805.00	80131.00	75746.00	0020 - Corporation Tax	82590.00
22712.34	59159.00	53919.00	0021 - Taxes on Income Other than Corporation Tax	64005.00
54517.34	139290.00	129665.00	TOTAL(a) Taxes on Income & Expenditure	146595.00
			(b) Taxes on Property and Capital and other Transactions	
86.00	-2.00	-2.00	0032 - Taxes on Wealth	-3.00
86.00	-2.00	-2.00	Total (b) Taxes on Property & Cap. Transaction	-3.00
			(c) Taxes on Commodities & Services	
14730.00	37193.00	37493.00	0037 - Customs	41152.00
8318.00	24189.00	29966.00	0038 - Union Excise Duties	32879.00
13415.00	40702.00	39966.00	0044 - Service Tax	42094.00
36463.00	102084.00	107425.00	Total (c) Taxes on Commodities & Services	116125.00
91066.34	241372.00	237088.00	Total of II - Devolution of Central Taxes & Duties	262717.00
117719.44	274027.40	268155.65	Total of 'A' Tax Revenue	295835.80

STATEMENT - I
CONSOLIDATED FUND OF MIZORAM - RECEIPTS
REVENUE ACCOUNT

(₹ in lakhs)

Actuals 2014-15	Budget Estimates 2015-16	Revised Estimates 2015-16	Major Head of Account	Budget Estimates 2016-17
			B - NON-TAX REVENUE	
			(a) - Interest Receipts, Dividends & Profits	
1987.97	2000.00	2000.00	0049-Interest Receipt	2120.00
1987.97	2000.00	2000.00	TOTAL (a) - Interest Receipts, Dividends and Profits	2120.00
			(b) - Other Non-Tax Revenues	
			(i) General Services	
29.06	14.84	25.84	0051 - Public Service Commission	26.00
44.58	53.00	62.45	0055 - Police	60.00
2.37	2.12	2.12	0056 - Jails	3.00
0.55	2.12	1.00	0057 - Supplies & Disposals	2.12
119.11	121.90	200.16	0058 - Stationery & Printing	134.00
32.28	1.06	5.00	0059 - Public Works	6.00
664.91	508.80	633.95	0070 - Other Administrative Services	647.76
149.46	100.00	100.00	0071 - Contributions and Recoveries towards Pension & Other Retirement Benefits	106.00
1171.16	1117.24	1121.70	0075 - Miscellaneous General Services	1192.50
2213.48	1921.08	2152.22	TOTAL (b) - General Services	2177.38
			(ii) Social Services	
164.55	260.76	205.25	0202 - Education, Sports, Art & Culture	212.80
29.01	11.66	100.47	0210 - Medical & Public Health	16.00
-	1.06	1.00	0211 - Family Welfare	1.00
2347.22	2500.00	3500.00	0215 - Water Supply & Sanitation	3500.00
98.45	106.00	106.00	0216 - Housing	112.36
12.22	6.36	6.50	0217 - Urban Development	7.50
15.06	22.26	22.26	0220 - Information & Publicity	23.00
1.32	2.12	10.00	0230 - Labour & Employment	11.00
93.04	98.62	360.74	0235 - Social Security & Welfare	131.50
2760.87	3008.84	4312.22	TOTAL (b) (ii) - Social Services	4015.16

STATEMENT - I
CONSOLIDATED FUND OF MIZORAM - RECEIPTS
REVENUE ACCOUNT

(₹ in lakhs)

Actuals 2014-15	Budget Estimates 2015-16	Revised Estimates 2015-16	Major Head of Account	Budget Estimates 2016-17
			(iii) Economic Services	
93.27	63.60	83.50	0401 - Crop Husbandry	74.00
61.76	46.64	51.00	0403 - Animal Husbandry	57.00
26.19	18.02	18.10	0404 - Dairy Development	20.00
31.41	44.52	40.00	0405 - Fisheries	46.00
520.19	208.82	208.82	0406 - Forestry & Wildlife	220.00
4.31	6.36	6.36	0408 - Food Storage & Warehousing	7.50
379.19	24.38	25.00	0425 - Co-operation	26.00
182.46	153.70	152.70	0435 - Other Agricultural Programmes	162.00
130.09	212.00	212.00	0506 - Land Reforms	250.00
3.89	3.18	3.00	0515 - Other Rural Development Programmes	4.00
0.46	7.42	7.42	0702 - Minor Irrigation	11.00
14435.81	16167.00	16200.00	0801 - Power	17200.00
27.25	43.46	44.46	0851 - Village & Small Industries	44.96
372.63	394.98	452.00	0853 - Non-Ferrous Mining and Metallurgical Industries	457.00
204.18	216.43	280.00	1053 - Civil Aviation	240.00
286.03	303.00	303.00	1054 - Roads & Bridges	320.00
236.19	213.06	190.00	1055 - Road Transport	213.00
2.60	4.24	3.00	1425 - Other Scientific Research	4.50
222.88	206.70	209.00	1452 - Tourism	210.00
13.23	13.78	29.68	1475 - Other General Economics Services	26.50
17234.02	18351.29	18519.04	TOTAL (b)(iii)-Economics Services	19593.46
22208.37	23281.21	24983.48	TOTAL (b)-Other Non-Tax Revenues	25786.00
24196.34	25281.21	26983.48	TOTAL 'B' NON-TAX REVENUES	27906.00
50849.44	57936.61	58051.13	TOTAL OF STATE'S OWN REVENUE RECEIPTS	61024.80
141915.78	299308.61	295139.13	TOTAL-REVENUE RECEIPTS, TAX AND NON-TAX (A+B)	323741.80

STATEMENT - I
CONSOLIDATED FUND OF MIZORAM - RECEIPTS
REVENUE ACCOUNT

(₹ in lakhs)

Actuals 2014-15	Budget Estimates 2015-16	Revised Estimates 2015-16	Major Head of Account	Budget Estimates 2016-17
			C-GRANTS-IN-AID & CONTRIBUTIONS	
			1601 - Grants-in-aid from Central Government	
			<i>01 - Non-Plan Grants</i>	
98977.60	213900.00	213900.00	104-Grants under the proviso to Art.275(1) of Constitution	229400.00
80400.00	213900.00	213900.00	(a) Non-Plan Rev. Deficit Grant/PDRD Grants	229400.00
8802.00	-	-	(b) State's Specific Needs	-
4900.60	-	-	(c) Maintenance of Forests	-
2600.00	-	-	(d) Maintenance of Roads & Bridges	-
-	-	-	(e) Elementary Education	-
-	-	-	(f) Incentives for UID	-
400.00	-	-	(g) District Innovation	-
1875.00	-	-	(h) Reduction in the Infant Mortality Rate (IMR)	-
1036.00	1500.00	1530.00	109 - Grants towards Contribution to CRF	1600.00
936.00	1500.00	1530.00	(a) Calamity Relief Fund (CRF)/State Disaster Response Fund (SDRF)	1600.00
100.00	-	-	(b) Capacity Building	-
9534.81	1354.00	1877.80	800 - Other Grants	2265.00
1847.08	-	-	(a) Modernisation of Police Force	-
-	100.00	100.00	(b) I.R. Battalion	-
930.00	100.00	623.80	(c) Election Re-imburement	197.00
5026.98	1154.00	1154.00	(e) Grants for Local Bodies	2068.00
3600.46	1154.00	1154.00	<i>i) Urban Local Bodies</i>	-
1336.52	-	-	<i>ii) Rural Local Bodies</i>	-
90.00	-	-	<i>iii) Spl. Area Basic Grant</i>	1597.00
-	-	-	<i>iv) Spl. Area Performance Grant</i>	471.00
-	-	-	(f) Home Guards	-
-	-	-	(g) Water Sector	-
139.60	-	-	(h) Improv. in Supply of Justice	-
320.00	-	-	(i) Dist./State/Stats. System	-
1271.15	-	-	(j) Others	-
83.10	-	-	<i>1) Strengthening Narcotic cells</i>	-
29.58	-	-	<i>2) Rehabilitation scheme</i>	-
36.74	-	-	<i>3) Youth Welfare Programme</i>	-
458.31	-	-	<i>4) Schemes for Re-imb. of onetime rebate</i>	-
470.42	-	-	<i>5) Rehabilitaion & resettlement of BNLF returnees and Bru refugees</i>	-
193.00	-	-	<i>6) Crime & Criminal Tracking Network & Systems (CCTNS)</i>	-
109548.41	216754.00	217307.80	TOTAL : 01 - Non-Plan-Grants	233265.00

STATEMENT - I
CONSOLIDATED FUND OF MIZORAM - RECEIPTS
REVENUE ACCOUNT

(₹ in lakhs)

Actuals 2014-15	Budget Estimates 2015-16	Revised Estimates 2015-16	Major Head of Account	Budget Estimates 2016-17
			<i>02 - Grants for State/Union Territory Plan Schemes</i>	
177161.63	69002.00	69002.00	101 - Block Grants	57566.64
78906.95	-	-	(a) Normal Central Assistance (NCA)	-
4399.19	18600.00	18600.00	(b) Grants for Externally Aided Projects (EAP)	33213.00
4935.2	13450.00	13450.00	(c) Grants for NLCPR	9877.00
3534.16	4071.00	4071.00	(d) Grants for Border Areas (BADP)	4071.00
718.68	2434.00	2434.00	(e) Grants for NSAP	2434.00
-	8146.00	8146.00	(f) Grants for AIBP	3851.00
570.62	8193.00	8193.00	(g) Grants for JNNURM	704.64
405.42	1216.00	1216.00	(h) Grants for NeGAP	1216.00
11692.00	12892.00	12892.00	(i) RKVY	2200.00
20000.00	-	-	(j) Central Assistance under SCA (untied)	-
51999.41	-	-	(k) Special Plan Assistance	-
31732.00	-	-	i) NLUP	-
20267.41	-	-	ii) SPA Projects	-
1877.78	708.00	708.00	104 - Grants under Proviso to Article 275(1) of the Constitution	1317.37
1877.78	708.00	708.00	(a) Article 275(1) of the Constitution	1317.37
47377.01	4080.00	4080.00	800 - Other Grants	456.00
2439.00	2812.00	2812.00	(a) Backward Region Grant Fund	-
423.00	1268.00	1268.00	(b) Central Road Fund (R&B)	456.00
44515.01	-	-	(c) Other Grants	-
226416.42	73790.00	73790.00	TOTAL : 02 Grants for State Plan Schemes	59340.01
			<i>03 - Grants for Central Plan Schemes</i>	
2450.49	-	-	800 - Other Grants	-
2450.49	-	-	TOTAL : 03 Grants for Central Plan Schemes	-
			<i>04 - Grants for Centrally Sponsored Plan Schemes</i>	
66277.00	112450.00	152036.01	800 - Other Grants	138637.02
66277.00	112450.00	152036.01	TOTAL : 04 Grants for Centrally Sponsored Schemes	138637.02
			<i>05 - Grants for Special Plan Schemes</i>	
4502.40	15242.00	15242.00	101 - Schemes of North Eastern Council	12264.00
4502.40	15242.00	15242.00	TOTAL: 05 Grants for Special Plan Schemes	12264.00
299646.31	201482.00	241068.01	TOTAL : Plan Grants	210241.03
409194.72	418236.00	458375.81	TOTAL : Grants-in-Aid from Central Government	443506.03
409194.72	418236.00	458375.81	TOTAL 'C' GRANTS-IN-AID & CONTRIBUTIONS	443506.03
551110.50	717544.61	753514.94	TOTAL REVENUE RECEIPTS (A+B+C)	767247.83

STATEMENT - I
CONSOLIDATED FUND OF MIZORAM - DISBURSEMENTS
REVENUE ACCOUNT

(₹ in lakhs)

Actuals 2014-15	Budget Estimates 2015-16	Revised Estimates 2015-16	Major Head of Account	Budget Estimates 2016-17
			A - GENERAL SERVICES	
			(a) Organs of State	
1984.21	1822.50	1853.80	2011 - Parliament/State/Union Territory Legislatures	2024.50
474.89	533.03	570.03	2012 - President/Vice President/Governor/ Administrator of Union Territories	571.25
391.61	388.20	414.44	2013 - Council of Ministers	388.20
2247.10	2566.16	2758.90	2014 - Administration of Justice	2737.09
1204.47	834.51	1534.41	2015 - Election	654.46
6302.28	6144.40	7131.58	TOTAL 'A' (a)	6375.50
			(b) Fiscal Services	
			(i) Collection of Taxes on Property & Capital	
-	-	-	2020 - Collection of Taxes on Income & Expdr.	-
1906.42	2115.81	2246.24	2029 - Land Revenue	2323.43
17.87	31.40	46.40	2030 - Stamps & Registration	31.40
			(ii) Collection of Taxes on Commodities & Services	
2676.12	2902.46	2933.09	2039 - State Excise	2955.48
1388.15	1464.53	1496.88	2040 - Taxes an Sales, Trade etc.	1481.79
758.59	1162.42	1240.24	2041 - Taxes on Vehicles	1344.10
			(iii) Other Fiscal Services	
127.23	144.70	171.20	2047 - Other Fiscal Services	161.50
6874.38	7821.32	8134.05	TOTAL 'A' (b)	8297.70
			(c) Interest Payment & Servicing of Debt.	
1919.00	3025.00	3025.00	2048 - Appropriation for Reduction or avoidance of Debt	3330.00
30582.89	45000.77	45015.95	2049 - Interest Payments	54999.46
32501.89	48025.77	48040.95	TOTAL 'A' (c)	58329.46

STATEMENT - I
CONSOLIDATED FUND OF MIZORAM - DISBURSEMENTS
REVENUE ACCOUNT

(₹ in lakhs)

Actuals 2014-15	Budget Estimates 2015-16	Revised Estimates 2015-16	Major Head of Account	Budget Estimates 2016-17
			(d) Administrative Services	
572.49	533.00	600.41	2051 - Public Service Commission	579.75
8698.54	34414.26	34585.60	2052 - Secretariat General Services	33552.53
3452.63	4528.59	4639.53	2053 - District Administration	4352.23
2388.09	3132.50	3245.53	2054 - Treasury & Accounts Administration	3140.52
41275.50	49621.69	50608.65	2055 - Police	51577.97
2498.47	2152.28	2338.56	2056 - Jails	1956.56
88.28	112.46	112.46	2057 - Supplies & Disposals	125.08
1400.37	1433.73	1639.46	2058 - Stationery & Printing	1434.47
6175.86	5600.00	5648.77	2059 - Public Works	6275.04
8001.10	8174.19	9094.97	2070 - Other Administrative Services	6701.35
74551.33	109702.70	112513.94	TOTAL 'A' (d)	109695.50
			(e) Pension & Miscellaneous Genl.	
54525.82	56000.00	56000.00	2071 - Pension and Other Retirement benefits	77000.00
209.50	256.40	256.40	2075 - Misc. Genl. Services	270.65
54735.32	56256.40	56256.40	TOTAL 'A' (e)	77270.65
174965.20	227950.59	232076.92	TOTAL 'A' - GENERAL SERVICES	259968.81
			B - SOCIAL SERVICES	
			(a) Education, Sports, Art & Culture	
109334.42	111633.50	124242.72	2202 - General Education	113610.60
88008.78	86646.45	93366.69	<i>(a) School Education</i>	92947.41
1873.31	3451.37	3484.87	<i>(b) SCERT</i>	3611.52
11228.93	18979.81	19349.02	<i>(c) University & Higher Education</i>	16860.44
8223.40	2555.87	8042.14	<i>(d) Mizoram Scholarship Board</i>	191.23
769.42	927.02	899.02	2203 - Technical Education	1121.39
3188.58	2113.23	2471.18	2204 - Sports & Youth Services	1694.43
909.19	998.98	1055.25	2205 - Arts & Culture	876.27
114201.61	115672.73	128668.17	TOTAL 'B' (a)	117302.69
			(b) Health & Family Welfare	
29063.48	36700.38	48880.18	2210 - Medical & Public Health	41058.75
18675.95	25346.50	36425.57	<i>a) Health Services</i>	29065.46
10387.53	11353.88	12454.61	<i>b) Hospital & Medical Education</i>	11993.29
3742.26	2752.47	3241.76	2211 - Family Welfare	369.51
3653.81	2630.72	3120.36	<i>a) Health Services</i>	233.94
88.45	121.75	121.40	<i>b) Hospital & Medical Education</i>	135.57
32805.74	39452.85	52121.94	TOTAL 'B' (b)	41428.26

STATEMENT - I
CONSOLIDATED FUND OF MIZORAM - DISBURSEMENTS
REVENUE ACCOUNT

(₹ in lakhs)

Actuals 2014-15	Budget Estimates 2015-16	Revised Estimates 2015-16	Major Head of Account	Budget Estimates 2016-17
			(c) Water Supply, Sanitation, Housing and Urban Development.	
15852.80	13821.13	18325.58	2215 - Water Supply & Sanitation	14354.72
618.78	724.72	724.79	2216 - Housing	784.50
119.39	160.72	160.79	a) LAD	170.50
499.39	564.00	564.00	b) PWD	614.00
9025.42	5946.23	9027.30	2217 - Urban Development	6716.52
374.97	249.62	314.62	a) LAD	269.60
8650.45	5696.61	8712.68	b) UD&PA	6446.92
25497.00	20492.08	28077.67	TOTAL 'B' (c)	21855.74
			(d) Information & Broadcasting	
912.09	1006.30	1211.34	2220 - Information & Publicity	1175.14
912.09	1006.30	1211.34	TOTAL 'B' (d)	1175.14
			(e) Welfare of SC/ST & Other Backward - Classes	
28435.31	25935.55	28930.60	2225 - Welfare of SC/ST & Other Backward Classes	28998.06
28435.31	25935.55	28930.60	TOTAL 'B' (e)	28998.06
			(f) Labour & Employment	
1101.97	1939.22	1999.58	2230 - Labour & Employment	2588.27
1101.97	1939.22	1999.58	TOTAL 'B' (f)	2588.27
			(g) Social Welfare & Nutrition	
10176.87	13109.62	17803.92	2235 - Social Security & Welfare	13974.26
164.61	283.77	283.77	2236 - Nutrition	302.06
2607.53	1700.00	1700.00	2245 - Relief on account of Natural Calamities	1800.00
12949.01	15093.39	19787.69	TOTAL 'B' (g)	16076.32
			(h) Others	
-	-	-	2250 - Other Social Services	-
190.09	225.00	225.00	2251 Secretariat - Social Services	244.82
190.09	225.00	225.00	TOTAL 'B' (h)	244.82
216092.82	219817.12	261021.99	TOTAL 'B'-SOCIAL SERVICES	229669.30

STATEMENT - I
CONSOLIDATED FUND OF MIZORAM - DISBURSEMENTS
REVENUE ACCOUNT

(₹ in lakhs)

Actuals 2014-15	Budget Estimates 2015-16	Revised Estimates 2015-16	Major Head of Account	Budget Estimates 2016-17
			C - ECONOMIC SERVICES	
			(a) Agriculture & Allied Activities	
14384.29	19999.85	20374.49	2401 - Crop Husbandry (a) (Agri.)	10888.24
11222.42	9470.51	7342.06	2401 - Crop Husbandry (b) (Horti.)	7091.48
5021.03	2094.80	2288.35	2402 - Soil & Water Conservation	1648.59
17001.51	5199.86	5675.62	2403 - Animal Husbandry	7300.86
152.24	482.12	135.12	2404 - Dairy Development	494.90
3175.69	1334.43	2045.44	2405 - Fisheries	876.45
12134.99	8208.56	8618.87	2406 - Forestry & Wildlife	7269.75
5456.94	4696.76	6127.76	2408 - Food Storage & Warehousing	4666.76
1846.73	1076.29	1320.46	2415 - Agri. Research & Education	412.38
1297.63	1544.30	1614.97	2425 - Co-operation	1683.04
493.46	486.72	898.26	2435 - Other Agricultural Programme	467.37
72186.93	54594.20	56441.40	TOTAL 'C' (a)	42799.82
			(b) Rural Development	
9157.81	5552.84	6287.43	2501 - Rural Dev. (Special Prog.)	5628.10
11366.71	23518.46	23835.85	2505 - Rural Employment	23518.46
281.27	401.87	496.21	2506 - Land Reforms	510.55
1962.84	2584.68	2620.38	2515 - Other Rural Dev. Programme	2592.80
22768.63	32057.85	33239.87	TOTAL 'C' (b)	32249.91
			(c) Special Areas Programme	
-	-	-	2552 - North Eastern Areas	-
3643.82	4812.00	2000.00	2575 - Other Special Areas Programme	4040.00
3643.82	4812.00	2000.00	TOTAL 'C' (c)	4040.00
			(d) Irrigation & Flood Control	
0.50	-	-	2701 - Major & Medium Irrigation	-
1117.80	1184.45	1243.53	2702 - Minor Irrigation	1283.61
10.00	0.40	0.20	2705 - Command Area Development	950.15
1128.30	1184.85	1243.73	TOTAL 'C' (d)	2233.76
			(e) ENERGY	
-	-	-	2501 - IREP	-
33791.69	31039.60	37448.18	2801 - Power Energy	32056.29
42.00	-	-	2810 - Non-Conventional Energy	-
33833.69	31039.60	37448.18	TOTAL 'C' (e)	32056.29

11
STATEMENT - I
CONSOLIDATED FUND OF MIZORAM - DISBURSEMENTS
REVENUE ACCOUNT

(₹ in lakhs)

Actuals 2014-15	Budget Estimates 2015-16	Revised Estimates 2015-16	Major Head of Account	Budget Estimates 2016-17
			(f) Industry and Minerals	
14214.79	5252.21	6690.49	2851 - Village & Small Industries	5589.29
	1608.36	1889.19	2851 - Sericulture	1695.60
118.20	127.40	128.70	2852 - Industries	152.20
556.85	546.30	588.98	2853 - Non-Ferrous Mining etc.	544.38
14889.84	7534.27	9297.36	TOTAL 'C' (f)	7981.47
			(g) Transport	
461.31	337.93	465.38	3053 - Civil Aviation	359.85
16011.72	17930.13	18558.34	3054 - Roads & Bridges	16361.61
2485.42	3444.24	3591.99	3055 - Road Transport	3862.56
61.48	76.62	76.62	3056 - Inland Water Transport	54.57
19019.93	21788.92	22692.33	TOTAL 'C' (g)	20638.59
			(h) Communication	
1137.60	1549.97	2032.03	3275 - Other Communication Services	1421.13
1137.60	1549.97	2032.03	TOTAL OF 'C' (h)	1421.13
			(i) Science, Technology & Environment	
361.98	369.88	371.23	3425 - Other Scientific Research	420.80
30.00	40.00	40.00	3435 - Ecology & Environments	44.80
391.98	409.88	411.23	TOTAL OF 'C' (i)	465.60
			(j) General Economic Services	
1266.67	1392.50	1288.50	3451 - Secretariat Economic Services	1447.77
602.88	685.36	746.51	3452 - Tourism	675.02
1249.67	1824.62	1905.48	3454 - Census Survey & Statistic	1155.33
1544.00	2193.03	2236.05	3456 - Civil Supplies	1863.97
521.69	493.91	488.91	3475 - Other General Economic Services	390.31
5184.91	6589.42	6665.45	TOTAL 'C' (j)	5532.40
174185.63	161560.96	171471.58	TOTAL 'C' ECONOMIC SERVICES	149418.97
565243.65	609328.67	664570.49	TOTAL - REVENUE DISBURSEMENT (GROSS)	639057.08
	200.00	200.00	<i>Deduct: Stock Recoveries</i>	200.00
	<i>100.00</i>	<i>100.00</i>	2059 - Public Works Department	<i>100.00</i>
	-	-	2215 - Public Health Engineering Department	-
	-	-	2810 - Power & Electricity Department	-
	<i>100.00</i>	<i>100.00</i>	2058 - Printing & Stationery Department	<i>100.00</i>
565243.65	609128.67	664370.49	Total : Revenue Disbursement NET	638857.08

STATEMENT - I
CONSOLIDATED FUND OF MIZORAM - RECEIPTS
CAPITAL ACCOUNT

(₹ in lakhs)

Actuals 2014-15	Budget Estimates 2015-16	Revised Estimates 2015-16	Major Head of Account	Budget Estimates 2016-17
			E - PUBLIC DEBT	
			6003 - Internal Debt of the State Govt.	
23003.88	25000.00	25000.00	101 - Market Loans	25000.00
-	-	-	103 - Loans from LIC of India	-
2811.07	5950.00	5950.00	105 - Loans from NABARD	7000.00
-	-	-	106 - Compensation & Other Bonds	-
824.06	567.00	567.00	108 - Loans from NCDC	1124.00
1462.00	2405.00	2405.00	109 - Loans from Other Institutions	-
1462.00	-	-	(a) REC	-
-	-	-	(b) HUDCO	-
-	2405.00	2405.00	(c) PFC	-
106687.01	3000.00	26252.72	110 - W&MA from the Reserve Bank of India	3.00
3031.00	-	2146.00	111 - Special Securities issued to NSSF of the Central Government	-
-	-	-	800 - Other Loans	-
137819.02	36922.00	62320.72	TOTAL (6003) INTERNAL DEBT OF STATE GOVERNMENT	33127.00
			6004 - Loans & Advances from the Central Govt.	
-	-	-	800 - Other Loans	-
			02 - Loans for State /Union Territory Plan Schemes	
488.81	2067.00	2067.00	101 - Block Loans	2934.00
			05 - Loans for Special Schemes	
-	-	-	101 - Scheme of North Eastern Council	-
488.81	2067.00	2067.00	TOTAL (6004) LOANS & ADVANCES FROM THE CENTRAL GOVERNMENT	2934.00
138307.83	38989.00	64387.72	TOTAL 'E' PUBLIC DEBT	36061.00
			F - LOANS & ADVANCES (RECOVERIES)	
-	0.10	0.10	6202 - Loans for Education, Sports, Art & Culture	0.10
-	0.70	0.70	6210 - Loans for Medical & Public Health	0.10
-	0.10	0.10	6212 - Loans for Nutrition	0.10
1349.22	2270.00	2270.00	6216 - Loans for Housing	1400.00
-	1.00	1.00	6217 - Loans for Urban Development	1.00
72.07	10.00	10.00	6425 - Loans for Co-operation	80.00
1.63	1.10	1.10	6552 - Loans for NEA	2.00
0.29	1.00	1.00	6851 - Loans for Village & Small Industries	1.00
1739.42	1716.00	1716.00	7610 - Loans for Govt. Servants etc.	1800.00
3162.63	4000.00	4000.00	TOTAL 'F' LOANS & ADVANCES	3284.30
141470.46	42989.00	68387.72	TOTAL CAPITAL RECEIPTS (E&F)	39345.30
551110.50	717544.61	753514.94	REVENUE RECEIPTS BROUGHT FORWARD	767247.83
692580.96	760533.61	821902.66	TOTAL - CONSOLIDATED FUND OF THE STATE (RECEIPTS)	806593.13

STATEMENT - I
CONSOLIDATED FUND OF MIZORAM - DISBURSEMENTS
CAPITAL ACCOUNTS

(₹ in lakhs)

Actuals 2014-15	Budget Estimates 2015-16	Revised Estimates 2015-16	Major Head of Account	Budget Estimates 2016-17
			A - CAPITAL ACCOUNT OF GENERAL SERVICES	
-	14200.00	14200.00	4047 - C.O. Other Fiscal Services	14200.00
2436.97	978.90	1536.90	4055 - C.O. on Police	573.00
15.07	135.65	135.65	4058 - C.O. on Stationery & Printing	-
4483.04	129.39	129.39	4059 - C.O. on Public Works	-
-	1026.54	1104.89	4059 - C.O. on Public Works (L&J)	813.00
-	-	80.21	4059 - C.O. on Land Revenue & Settlement	-
-	78.29	78.29	4059 - C.O. on MPSC	-
485.59	-	193.58	4070 - C.O. on Other Admn. Services	-
7420.67	16548.77	17458.91	TOTAL 'A' CAPITAL ACCOUNTS OF - GENERAL SERVICES	15586.00
			B - CAPITAL ACCOUNT OF SOCIAL SERVICES	
			(a) Education, Sports, Art & Culture	
2169.70	1349.81	2420.14	4202 - C.O. on Education	-
2169.70	1349.81	2420.14	TOTAL 'B' (a)	-
			(b) Health & Family Welfare	
1780.16	1167.01	2367.01	4210 - C.O. on Medical & Public Health	-
			(c) Water Supply & Sanitation, Housing Development	
6022.21	5803.74	6851.68	4215 - C.O. on Water Supply & Sanitation	4282.02
2567.98	1457.55	1457.55	4216 - C.O. on Housing	-
14363.39	14998.12	16078.12	4217 - C.O. on Urban Development	11322.64
24733.74	23426.42	26754.36	TOTAL 'B' (b) & (c)	15604.66
			(d) Information & Broadcasting	
-	-	-	4220 - C.O. on Information & Publicity	-
4496.64	2893.66	3333.63	4235 - C.O. on Social Security & Welfare	-
4496.64	2893.66	3333.63	TOTAL 'B' (d)	-
31400.08	27669.89	32508.13	TOTAL 'B' CAPITAL ACCOUNT OF - SOCIAL SERVICES	15604.66
			C - CAPITAL ACCOUNT OF ECONOMIC SERVICES	
			(a) Capital Accounts of Agriculture & Allied Activities	
-	-	-	4401 - C.O. on Crop Husbandry	-
-	-	-	4401 - C.O. on Horticulture	-
-	-	-	4402 - C.O. on Soil & Water Conservation	-
527.29	730.96	730.96	4403 - C.O. on Animal Husbandry	-
-	-	35.00	4405 - C.O. on Fisheries	-
-	-	-	4406 - C.O. on Forestry & Wildlife	-
14103.02	20785.60	26795.67	4408 - C.O. on Food Storage & Warehousing	17826.60
180.00	414.00	414.00	4425 - C.O. on Co-operation	282.00
676.64	553.97	577.61	4435 - C.O. on Other Agricultural Prog.	-
15486.95	22484.53	28553.24	TOTAL 'C' (a)	18108.60

STATEMENT - I
CONSOLIDATED FUND OF MIZORAM - DISBURSEMENTS
CAPITAL ACCOUNTS

(₹ in lakhs)

Actuals 2014-15	Budget Estimates 2015-16	Revised Estimates 2015-16	Major Head of Account	Budget Estimates 2016-17
			(b) Capital Account on Rural Dev.	
-	-	-	4506 - C.O. on Land Reforms	-
299.55	17.78	374.36	4515 - C.O. on Rural Development	-
			(c) Capital Account on Special Areas	
-	-	-	4552 - C.O. on North Eastern Areas	-
4945.49	4031.00	4031.00	4575 - C.O. on Other Special Areas Prog.	4031.00
			(d) Capital Accounts on Irrigation & Flood-Control.	
14.95	8533.95	8438.30	4702 - C.O. on Minor Irrigation	2901.00
38.40	146.00	146.00	4711 - C.O. on Flood Control Project	-
5298.39	12728.73	12989.66	TOTAL 'C' (b), (c) & (d)	6932.00
			(e) Capital Accounts of Energy	
14169.10	4329.56	6735.24	4801 - C.O. on Power Project	80.00
			(f) Capital Accounts on Industry	
-	-	-	4851 - C.O. on Vill. & Small Industries	-
			(g) Capital Accounts on Transport	
92.81	477.99	477.99	5053 - C.O. on Civil Aviation	-
18278.01	16963.36	21483.41	5054 - C.O. on Road & Bridges	25295.00
0.58	-	134.20	5055 - C.O. on Road Transport	-
-	-	-	5056 - C.O. on Inland Water Transport	-
32540.50	21770.91	28830.84	TOTAL 'C' (e), (f) & (g)	25375.00
			(j) Capital Account on Tourism	
604.63	1102.07	2191.27	5452 - C.O. on Tourism	1000.00
-	34900.20	-	5475 - C.O. on other General Economic Services	66141.00
604.63	36002.27	2191.27	TOTAL 'C' (j)	67141.00
53930.47	92986.44	72565.01	TOTAL OF 'C' ECONOMIC SERVICES	117556.60
92751.22	137205.10	122532.05	TOTAL OF CAPITAL OUTLAY (GROSS)	148747.26
			DEDUCT RECOVERIES	
-	17826.60	17826.60	4408 - C.O. on food storage and warehousing	17826.60
92751.22	119378.50	104705.45	TOTAL OF CAPITAL ACCOUNT (NET)	130920.66

STATEMENT - I
CONSOLIDATED FUND OF MIZORAM - DISBURSEMENTS
CAPITAL ACCOUNT

(₹ in lakhs)

Actuals 2014-15	Budget Estimates 2015-16	Revised Estimates 2015-16	Major Head of Account	Budget Estimates 2016-17
			E - PUBLIC DEBT	
			6003 - Internal Debt of the State Govt.	
5422.00	13987.65	13987.65	101 - Market Loans	20461.00
255.36	4343.24	4476.57	103 - Loans from LIC of India	2362.99
3059.55	3105.83	3105.83	105 - Loan from NABARD	4410.76
455.66	455.66	455.66	106 - Compensation and Other Bonds	227.83
21.65	60.00	60.00	108 - Loans from NCDC	216.00
392.77	393.77	393.77	109 - Loans from other institutions	351.24
392.77	392.77	392.77	(a) REC	350.74
-	-	-	(b) HUDCO	-
-	1.00	1.00	(c) PFC	0.50
106687.01	3.00	26252.72	110 - W&MA from RBI	3.00
714.10	773.80	773.80	111 - Special Securities issued to NSSF of the Central Government	898.00
117008.10	23122.95	49506.00	TOTAL (6003) INTERNAL DEBT OF STATE GOVERNMENT	28930.82
			6004 - Loans & Advances from the Central Govt.	
			01 - Non-Plan Loans	
-	-	-	201 - House Building Advances	-
-	-	-	800 - Other Loans	-
			02 - Loans for State/ Union Territory Plan Schemes	
1915.96	2025.84	2025.84	101 - Block Loans	2074.97
			04 - Loans for Centrally Sponsored Schemes	
-	-	-	800 - Other Loans	-
			05 - Loans for Special Schemes	
-	-	-	101 - Schemes of NEC	-
1915.96	2025.84	2025.84	TOTAL (6004) LOANS & ADVANCES FROM THE CENTRAL GOVERNMENT	2074.97
118924.06	25148.79	51531.84	TOTAL 'E' PUBLIC DEBT	31005.79

STATEMENT - I
CONSOLIDATED FUND OF MIZORAM - DISBURSEMENTS
CAPITAL ACCOUNT

(₹ in lakhs)

Actuals 2014-15	Budget Estimates 2015-16	Revised Estimates 2015-16	Major Head of Account	Budget Estimates 2016-17
			F - LOANS AND ADVANCES	
-	-	-	6202 - Loans for Education	-
-	-	-	6210 - Loans for Medical & Public Health	-
-	-	-	6212 - Loans for Nutrition	-
-	-	-	6216 - Loans for Housing	-
-	-	-	6217 - Loans for Urban Development	-
179.82	420.00	420.00	6425 - Loans for Co-operation	560.00
-	-	-	6552 - Loans for NEA	-
-	-	-	6851 - Loans for Village & Small Industries	-
63.07	3580.00	3580.00	7610 - Loans for Govt. Servants etc.	2495.00
242.89	4000.00	4000.00	TOTAL 'F' LOANS & ADVANCES	3055.00
			H - TRANSFER TO CONTINGENCY FUND	
-	-	-	7999 - Appropriation to the Contingency Fund	-
-	-	-	TOTAL 'H' TRANSFER TO CONTINGENCY FUND	-
119166.95	29148.79	55531.84	TOTAL ('E' + 'F' + 'H')	34060.79
211918.17	148527.29	160237.29	TOTAL - CAPITAL DISBURSEMENTS (Net of Recoveries) E+F+H+Capital Acct. (NET)	164981.45
			Deduct Advances from Contingency Fund	
211918.17	148527.29	160237.29	CAPITAL DISBURSEMENT (Net of Advances from Contingency Fund)	164981.45
565243.65	609128.67	664370.49	REVENUE DISBURSEMENTS (Brought Forward)(Net)	638857.08
777161.82	757655.96	824607.78	TOTAL-CONSOLIDATED FUND OF THE STATE (DISBURSEMENTS) (Net)	803838.53
			Add: Advances from Contingency Fund	
777161.82	757655.96	824607.78	TOTAL: CONSOLIDATED FUND OF THE STATE (Net of Stock Recoveries)	803838.53
0.00	18026.60	18026.60	Add: Stock Recoveries + Advances from Contingency Fund	18026.60
777161.82	775682.56	842634.38	TOTAL CONSOLIDATED FUND OF THE STATE (Disbursements) (Gross)	821865.13

STATEMENT - I (A)
DISBURSEMENT CHARGED ON THE CONSOLIDATED
FUND OF MIZORAM

(₹ in lakhs)

Actuals 2014-15	Budget Estimates 2015-16	Revised Estimates 2015-16	Major Head of Account	Budget Estimates 2016-17
			REVENUE DISBURSEMENT (CHARGED)	
51.55	87.20	57.20	State Legislature	87.20
464.45	519.43	556.43	Governor	560.65
541.05	604.98	657.68	Administration of Justice	757.48
572.49	533.00	600.41	Public Service Commission	579.75
1919.00	3025.00	3025.00	Appropriation for reduction or avoidance of Debt.	3330.00
30582.89	45000.77	45015.95	Interest Payment	54999.46
34131.43	49770.38	49912.67	TOTAL - DISBURSEMENT REVENUE ACCOUNT (CHARGED)	60314.54
			CAPITAL DISBURSEMENT (CHARGED)	
117008.10	23122.95	49506.00	Internal Debt of the State	28930.82
1915.96	2025.84	2025.84	Loans & Advance from Govt. of India.	2074.97
118924.06	25148.79	51531.84	TOTAL - DISBURSEMENT CAPITAL ACCOUNT (CHARGED)	31005.79
153055.49	74919.17	101444.51	TOTAL - DISBURSEMENT (CHARGED)	91320.33

STATEMENT - II
CONTINGENCY FUND OF MIZORAM - RECEIPTS

(₹ in lakhs)

Actuals 2014-15	Budget Estimates 2015-16	Revised Estimates 2015-16	Major Head of Account	Budget Estimates 2016-17
			8000 - Contingency Fund 201 - Appropriation from Consolidated Fund	
-	-	-	a) Transfer from Consolidated Fund of the State	-
-	-	-	b) Recoveries of Advances of Contingency Fund	-
-	-	-	TOTAL RECEIPTS	-

STATEMENT - II
CONTINGENCY FUND OF MIZORAM - DISBURSEMENTS

(₹ in lakhs)

Actuals 2014-15	Budget Estimates 2015-16	Revised Estimates 2015-16	Major Head of Account	Budget Estimates 2016-17
			8000 - Contingency Fund	
-	-	-	1) Advances from Contingency Fund	-
-	-	-	TOTAL DISBURSEMENTS	-

STATEMENT - III
PUBLIC ACCOUNT - RECEIPTS

(₹ in lakhs)

Actuals 2014-15	Budget Estimates 2015-16	Revised Estimates 2015-16	Major Head of Account	Budget Estimates 2016-17
			PUBLIC ACCOUNT RECEIPTS	
			I - SMALL SAVING, PROVIDENT FUND ETC.	
71953.17	55420.00	55420.00	8009 - State Provident Funds	75000.00
1353.39	700.00	700.00	8011 - Insurance & Pension Funds	1400.00
73306.56	56120.00	56120.00	TOTAL 'I' SMALL SAVING -PROVIDENT FUNDS ETC.	76400.00
			J - RESERVE FUNDS	
			(a) Reserve Funds bearing interest	
1254.06	700.00	700.00	8121 - General and other Reserve Funds	1600.00
			(b) Reserve Funds not bearing interest	
1719.00	2825.00	2825.00	8222 - Sinking Funds	3130.00
200.00	200.00	200.00	8235 - General and other Reserve Funds	200.00
3173.06	3725.00	3725.00	TOTAL OF 'J' RESERVE FUNDS	4930.00
			K - DEPOSITS AND ADVANCES	
			(a) Deposits bearing interest	
-	-	-	8336 - Civil Deposits	-
-	-	-	8342 - Other Deposits	-
-	-	-	8338 - Deposits of Local Funds	-
			(b) Deposits not bearing interest	
131732.63	70000.00	70000.00	8443 - Civil Deposits	90000.00
-	-	-	8448 - Deposits of Local Funds	-
-	-	-	8449 - Other Deposits	-
			(c) Advances	
2895.23	2000.00	2000.00	8550 - Civil Advances	2500.00
134627.86	72000.00	72000.00	TOTAL 'K' DEPOSITS & ADVANCES	92500.00
			L - SUSPENSE AND MISCELLANEOUS	
-7975.64	25000.00	25000.00	8658 - Suspense Accounts	8000.00
-	-	-	8670 - Cheques & Bills	-
1262.74	1000.00	1000.00	8671 - Departmental Balances	1200.00
428234.00	150000.00	150000.00	8673 - Cash Balance Investment Account	200000.00
	-	-	8674 - Security Deposits made by Govt.	-
	2100000.00	2100000.00	8675 - Deposits with Reserve Bank	1000.00
	1.00	1.00	8679 - Accounts with Governments of other Countries	1.00
421521.10	2276001.00	2276001.00	TOTAL 'L' SUSPENSE AND MISCELLANEOUS	210201.00
			M - REMITTANCES	
			(a) Money orders & other Remittance	
166167.42	150000.00	150000.00	8782 - Cash Remittances & Adjustments between officers rendering accounts to the same Account Officer	160000.00
			(b) Inter-Govt. Adjustment Accounts	
	-	-	8786 - Adjustment Account between Central and State Governments	-
	1.00	1.00	8793 - Inter-State Suspense Account	1.00
166167.42	150001.00	150001.00	TOTAL 'M' REMITTANCES	160001.00
798796.00	2557847.00	2557847.00	TOTAL - PUBLIC ACCOUNT RECEIPTS	544032.00
1491376.96	3318380.61	3379749.66	TOTAL RECEIPTS (STATEMENT I+II+III)	1350625.13
113551.56	-63941.43	104579.78	8999 - Cash Balance (Opening)	133594.66
1604928.52	3254439.18	3484329.44	GRAND TOTAL	1484219.79

STATEMENT - III
PUBLIC ACCOUNT - DISBURSEMENT

(₹ in lakhs)

Actuals 2014-15	Budget Estimates 2015-16	Revised Estimates 2015-16	Major Head of Account	Budget Estimates 2016-17
			PUBLIC ACCOUNT DISBURSEMENTS	
			I. SMALL SAVING PROVIDENT FUND ETC.	
41616.66	28000.00	28000.00	8009 - State Provident Funds	50000.00
616.02	600.00	600.00	8011 - Insurance & Pension Funds	750.00
42232.68	28600.00	28600.00	TOTAL 'I' SMALL SAVING PROVIDENT - FUNDS ETC.	50750.00
			J - RESERVE FUNDS	
			(a) - Reserve Funds bearing interest	
1370.86	400.00	400.00	8121 - General and other Reserve Funds	1500.00
			(b) - Reserve Funds not bearing interest	
1719.00	2825.00	2825.00	8222 - Sinking Funds	3130.00
200.00	200.00	200.00	8235 - General & Other Reserve Funds	200.00
3289.86	3425.00	3425.00	TOTAL J - RESERVE FUNDS	4830.00
			K - DEPOSITS & ADVANCES	
			(a) Deposits bearing interest	
-	-	-	8336 - Civil Deposits	-
-	-	-	8338 - Deposits of Local Funds	-
-	-	-	8342 - Other Deposits	-
			(b) Deposit not bearing interest	
88381.49	70000.00	70000.00	8443 - Civil Deposits	90000.00
-	-	-	8448 - Deposits of Local Funds	-
-	-	-	8449 - Other Deposits	-
			(c) Advances	
2895.23	-	-	8550 - Civil Advances	2000.00
91276.72	70000.00	70000.00	TOTAL 'K' DEPOSITS & ADVANCES	92000.00
			L - SUSPENSE AND MISCELLANEOUS	
-8237.00	25000.00	25000.00	8658 - Suspense Account	8000.00
-	-	-	8670 - Cheque & Bills	-
1262.33	1000.00	1000.00	8671 - Departmental Balances	1200.00
436558.00	149600.00	149600.00	8673 - Cash Balance Investment Account	195000.00
-	-	-	8674 - Security Deposits made by Govt.	-
	2100000.00	2100000.00	8675 - Deposits with Reserve Bank	1000.00
0.83	1.00	1.00	8679 - Accounts with Governments of other Countries	1.00
429584.16	2275601.00	2275601.00	TOTAL 'L' SUSPENSE AND MISCELLANEOUS	205201.00
			M - REMITTANCES	
			(a) Money Orders and other remittance	
158060.60	148500.00	148500.00	8782 - Cash Remittances and adjustments between officers rendering account to the same Accounts Officer	150000.00
			(b) Inter-Govt. Adjustment Account	
-	-	-	8786 - Adjustment account between Central and State Government.	-
-1257.10	1.00	1.00	8793 - Inter-State Suspense Account	1.00
156803.50	148501.00	148501.00	TOTAL 'M' REMITTANCES	150001.00
723186.92	2526127.00	2526127.00	TOTAL - PUBLIC ACCOUNT DISBURSEMENT	502782.00
1500348.74	3283782.96	3350734.78	TOTAL DISBURSEMENT - STATEMENT (I+II+III)	1306620.53
104579.78	-29343.78	133594.66	8999 - Cash Balance (Opening)	177599.26
1604928.52	3254439.18	3484329.44	GRAND TOTAL	1484219.79

Chart No. 1: Composition of Receipts

2016-17 (BE) (₹ in lakh)

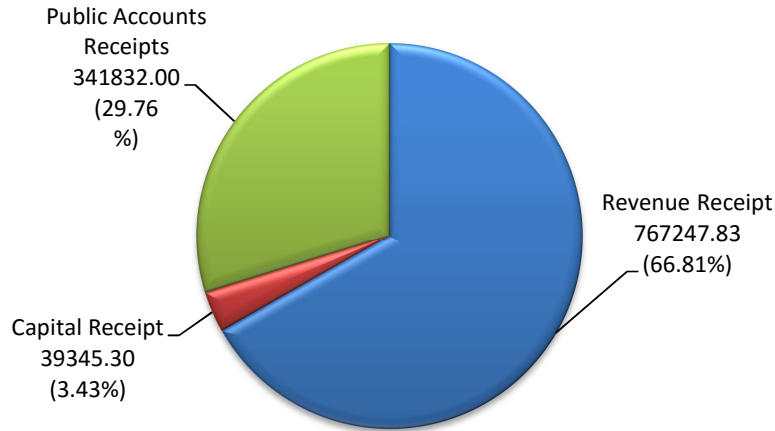
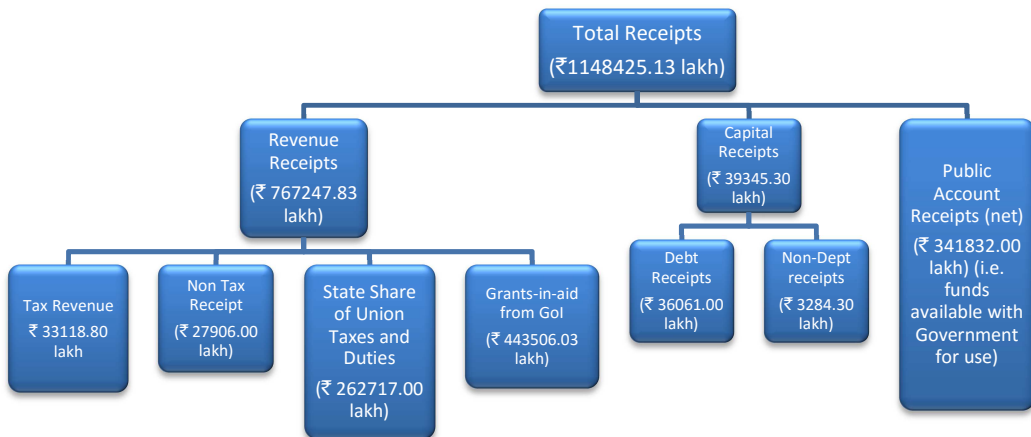
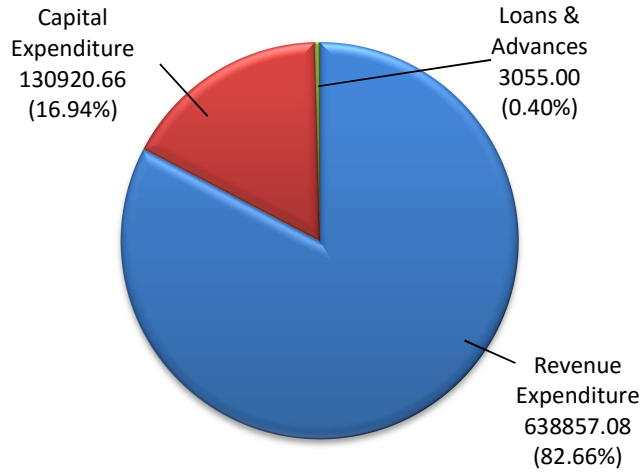


Chart No. 2: Components and Sub-components of resources

2016-17 (BE)



**Chart No. 3: Trends showing Share of Components of Total Expenditure
2016-17 (BE) (₹ in lakh)**



**Chart No. 4: Object Headwise Expenditure
2016-17 (BE) (₹ in lakh)**

(₹ in lakh)

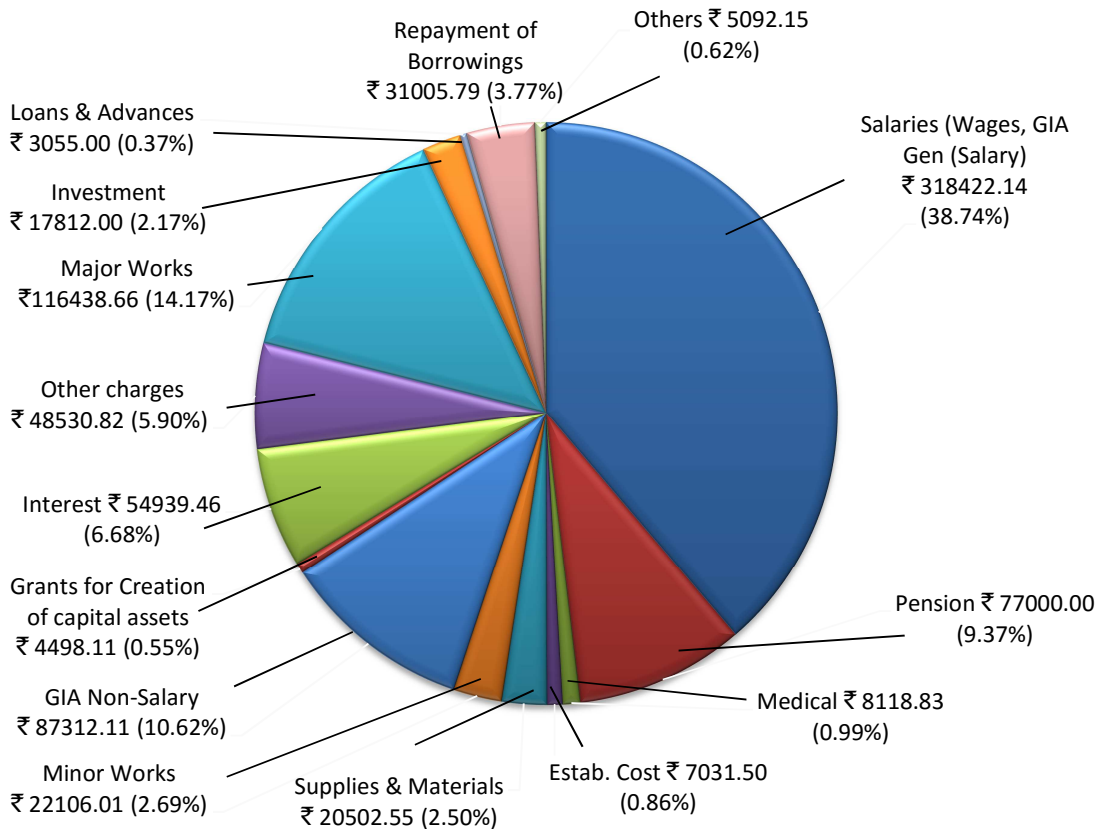


Chart No. 5: Composition of Outstanding Fiscal Liabilities

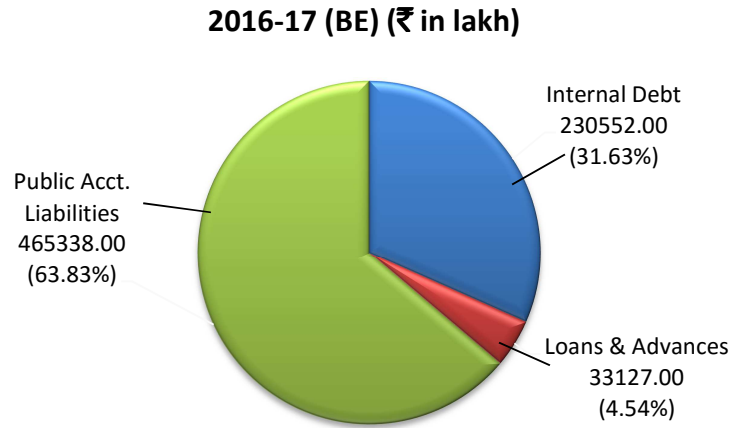


Chart No. 6: Trend showing Fiscal Liabilities during 2016-17 (₹ in lakh)

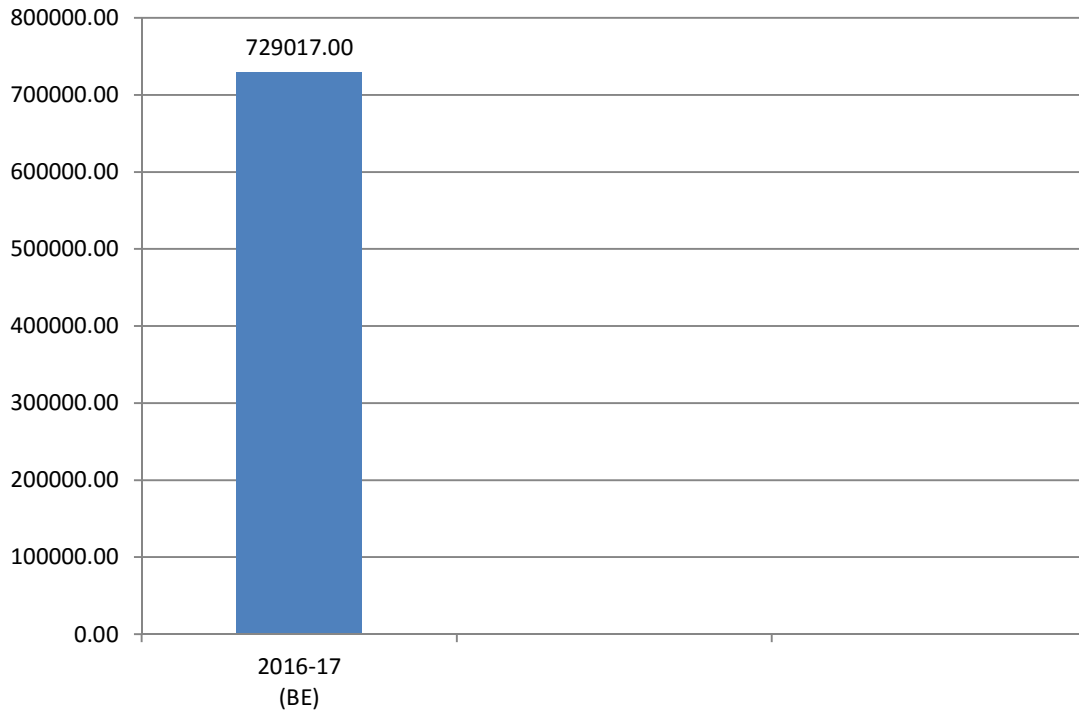


Chart No. 7: Trends in Deficit Indicators

(*₹*in lakh)