



सत्यमेव जयते

GOVERNMENT OF MIZORAM

ANNUAL FINANCIAL STATEMENT
(Budget)

2018 - 2019
(15th March, 2018)

[The Recommendation of His Excellency the Governor required under Article 202(1) of the Constitution of India has been obtained]

CONTENTS

SUMMARY OF FINANCIAL POSITION	-	1
STATEMENT I- CONSOLIDATED FUND OF MIZORAM		
<i>Revenue Account : Receipts</i>	-	2
<i>Revenue Account : Disbursements</i>	-	7
<i>Capital Account : Receipts</i>	-	12
<i>Capital Account : Disbursements</i>	-	13
STATEMENT-I(A) : Disbursements CHARGED on the Consolidated Fund of Mizoram	-	17
STATEMENT-II : Contingency Fund of Mizoram Receipts and Disbursements	-	18
STATEMENT-III : Public Accounts of Mizoram Receipts and Disbursements	-	19
Enclosures:		
<i>Chart No. 1: Composition of Receipt</i>	-	21
<i>Chart No. 2: Components and Sub-components of resources</i>	-	21
<i>Chart No. 3: Trends showing Share of Components of Total Expenditure</i>	-	22
<i>Chart No. 4: Object Headwise Expenditure</i>	-	22
<i>Chart No. 5: Composition of Outstanding Fiscal Liabilities</i>	-	23
<i>Chart No. 6: Trend showing Fiscal Liabilities during 2018-19</i>	-	23
<i>Chart No. 7: Trends in Deficit Indicators</i>	-	24

SUMMARY OF FINANCIAL POSITION

(₹ in lakhs)

Actuals 2016-17	Budget Estimates 2017-18	Revised Estimates 2017-18	Major Head of Account	Budget Estimates 2018-19
119616.39	20783.95	106632.43	OPENING BALANCE	81818.44
			A - CONSOLIDATED FUND	
			1 - Revenue Account	
739829.66	817330.90	895000.80	(i) Receipts	890942.62
623034.09	638621.04	759887.93	(ii) Expenditure	717961.85
116795.57	178709.86	135112.87	1 - Revenue Deficit (-) / Surplus (+)	172980.77
-91140.86	-190788.19	-207051.01	2 - Capital Account (Net)	-198337.62
			3 - Public Debt	
75551.31	59695.00	61806.22	(i) Receipts	72774.63
31291.98	27774.37	27774.37	(ii) Repayments	28398.23
44259.33	31920.63	34031.85	3 - Public Debt (Net)	44376.40
			4 - Loans & Advances	
2245.18	3284.30	3284.30	(i) Recoveries	3547.05
2704.87	5100.00	5272.00	(ii) Advances	4540.00
-459.69	-1815.70	-1987.70	4 - Loans & Advances (Net)	-992.95
			5 - Transfer to Contingency Fund (Net)	
69454.35	18026.60	-39893.99	TOTAL 'A' - CONSOLIDATED FUND (NET)	18026.60
25195.02	-13894.03	-73925.84	Fiscal Deficit (-)	-26349.80
59321.05	24012.36	-35640.14	Primary Deficit (-)/ Surplus (+)	12658.62
-	-	-	B - CONTINGENCY FUND (NET)	-
			C - PUBLIC ACCOUNT	
6275.10	10200.00	10200.00	(i) Provident Funds, etc. (Net)	7100.00
-560.48	100.00	100.00	(ii) Reserve Funds (Net)	100.00
-18179.67	4780.00	4780.00	(iii) Deposits & Advances (Net)	17623.00
-79951.75			(iv) Suspense and Miscellaneous (Net)	
9978.49			(v) Remittances (Net)	
-82438.31	15080.00	15080.00	TOTAL 'C' PUBLIC ACCOUNT (NET)	24823.00
-12983.96	33106.60	-24813.99	BUDGET DEFICIT (-) / SURPLUS(+)	42849.60
106632.43	53890.55	81818.44	CLOSING BALANCE	124668.04

STATEMENT - I
CONSOLIDATED FUND OF MIZORAM - RECEIPTS
REVENUE ACCOUNT

(₹ in lakhs)

Actuals 2016-17	Budget Estimates 2017-18	Revised Estimates 2017-18	Major Head of Account	Budget Estimates 2018-19
			A - TAX REVENUE	
			I - STATE'S OWN TAX REVENUE	
			(a) State Goods and Service Tax	
-	1.10	8270.00	0006 - State Goods and Service Tax	5000.00
-	1.10	8270.00	TOTAL (a) - State Goods and Service Tax	5000.00
			(b) Taxes on Income & Expenditure	
0.04	-	-	0020 - Corporation Tax	-
0.04	-	-	0021 - Taxes on Income other than Corporation Tax	-
1542.13	1500.00	1500.00	0028 - Other Taxes on Income & Expenditure	1620.00
1542.21	1500.00	1500.00	TOTAL (b) - Taxes on Income & Expenditure	1620.00
			(c) Taxes on Property & Capital Transaction	
858.21	1001.00	1001.00	0029 - Land Revenue	1081.08
326.05	915.71	915.71	0030 - Stamps & Registration Fees	988.97
1184.26	1916.71	1916.71	TOTAL (c) - Taxes on Property and Capital Transaction	2070.05
			(d) Taxes on Commodities & Service	
7226.22	5150.00	5500.00	0039 - State Excise	5940.00
30781.03	28500.00	28500.00	0040 - Taxes on Sale, Trade, etc.	30780.00
2575.47	2383.00	2383.00	0041 - Taxes on Vehicles	2573.64
790.01	320.00	320.00	0042 - Other Taxes on Goods & Passengers	350.00
81.54	-	-	0045 - Other Taxes & Duties on Commodities & Services	-
41454.27	36353.00	36703.00	TOTAL (d) - Taxes on Commodities & Services	39643.64
44180.74	39770.81	48389.71	TOTAL OF I - STATE'S OWN TAX REV.	48333.69
			II - DEVOLUTION OF CENTRAL TAXES & DUTIES	
			(a) Taxes on Income & Expenditure	
89901.00	91720.00	94882.00	0020 - Corporation Tax	101792.00
62482.00	80187.00	80121.00	0021 - Taxes on Income Other than Corporation Tax	90081.00
152383.00	171907.00	175003.00	TOTAL(a) Taxes on Income & Expenditure	191873.00
			(b) Taxes on Property and Capital and other Transactions	
205.00	-3.00	-3.00	0032 - Taxes on Wealth	-3.00
205.00	-3.00	-3.00	Total (b) Taxes on Property & Cap. Transaction	-3.00
			(c) Taxes on Commodities & Services	
38672.00	43777.00	22835.00	0037 - Customs	17861.00
44160.00	45760.00	23653.00	0038 - Union Excise Duties	17405.00
44642.00	49285.00	14162.00	0044 - Service Tax	-
1.00	-	-	0045 - Other Taxes & Duties on Commodities & Services	-
127475.00	138822.00	60650.00	Total (c) Taxes on Commodities & Services	35266.00
			(d) Taxes on GST	
-	-	42775.00	0005 - Central Tax	116673.00
-	-	31279.00	0008 - Integrated GST	18723.00
-	-	74054.00	Total (d) Taxes on GST	135396.00
280063.00	310726.00	309704.00	Total of II - Devolution of Central Taxes & Duties	362532.00
324243.74	350496.81	358093.71	Total of 'A' Tax Revenue	410865.69

STATEMENT - I
CONSOLIDATED FUND OF MIZORAM - RECEIPTS
REVENUE ACCOUNT

(₹ in lakhs)

Actuals 2016-17	Budget Estimates 2017-18	Revised Estimates 2017-18	Major Head of Account	Budget Estimates 2018-19
			B - NON-TAX REVENUE	
			(a) - Interest Receipts, Dividends & Profits	
4834.40	2226.00	2226.00	0049-Interest Receipt	2404.08
4834.40	2226.00	2226.00	TOTAL (a) - Interest Receipts, Dividends and Profits	2404.08
			(b) - Other Non-Tax Revenues	
			(i) General Services	
21.80	27.30	90.00	0051 - Public Service Commission	29.48
61.51	63.00	63.00	0055 - Police	68.04
3.84	3.15	3.15	0056 - Jails	3.40
5.01	2.12	2.12	0057 - Supplies & Disposals	2.50
190.47	140.70	615.00	0058 - Stationery & Printing	151.96
48.61	6.30	6.30	0059 - Public Works	6.80
782.65	751.38	751.38	0070 - Other Administrative Services	811.49
193.89	111.30	111.30	0071 - Contributions and Recoveries towards Pension & Other Retirement Benefits	120.20
1369.36	1252.12	1252.12	0075 - Miscellaneous General Services	1352.29
2677.14	2357.37	2894.37	TOTAL (b) - General Services	2546.16
			(ii) Social Services	
353.70	224.10	224.10	0202 - Education, Sports, Art & Culture	242.04
28.79	16.80	16.80	0210 - Medical & Public Health	18.14
-	1.05	1.05	0211 - Family Welfare	1.13
3750.64	4000.00	4000.00	0215 - Water Supply & Sanitation	4320.00
122.03	117.98	117.98	0216 - Housing	127.42
19.44	7.88	7.88	0217 - Urban Development	8.51
24.17	24.15	24.15	0220 - Information & Publicity	20.00
21.97	11.55	11.55	0230 - Labour & Employment	12.47
45.37	138.08	270.00	0235 - Social Security & Welfare	149.13
4366.11	4541.59	4673.51	TOTAL (b) (ii) - Social Services	4898.84

STATEMENT - I
CONSOLIDATED FUND OF MIZORAM - RECEIPTS
REVENUE ACCOUNT

(₹ in lakhs)

Actuals 2016-17	Budget Estimates 2017-18	Revised Estimates 2017-18	Major Head of Account	Budget Estimates 2018-19
			(iii) Economic Services	
102.65	77.70	77.70	0401 - Crop Husbandry	83.92
64.45	59.53	59.53	0403 - Animal Husbandry	64.29
17.33	21.00	21.00	0404 - Dairy Development	22.68
12.06	48.30	48.30	0405 - Fisheries	52.16
281.83	231.00	231.00	0406 - Forestry & Wildlife	249.48
15.03	7.50	7.50	0408 - Food Storage & Warehousing	8.10
468.04	27.30	51.00	0425 - Co-operation	29.48
228.49	170.10	170.10	0435 - Other Agricultural Programmes	183.71
192.78	242.00	242.00	0506 - Land Reforms	261.36
18.68	4.20	4.20	0515 - Other Rural Development Programmes	4.54
2.17	11.55	11.55	0702 - Minor Irrigation	12.47
20011.17	18100.00	19451.83	0801 - Power	19870.48
52.39	47.21	47.21	0851 - Village & Small Industries	50.99
308.69	479.85	479.85	0853 - Non-Ferrous Mining and Metallurgical Industries	518.24
279.67	252.00	252.00	1053 - Civil Aviation	272.16
2080.02	336.00	336.00	1054 - Roads & Bridges	362.88
189.99	200.00	200.00	1055 - Road Transport	216.00
2.30	4.73	4.73	1425 - Other Scientific Research	5.11
235.91	220.50	220.50	1452 - Tourism	238.14
80.17	27.83	27.83	1475 - Other General Economics Services	30.06
24643.82	20568.30	21943.83	TOTAL (b)(iii)-Economics Services	22536.25
31687.07	27467.26	29511.71	TOTAL (b)-Other Non-Tax Revenues	29981.25
36521.47	29693.26	31737.71	TOTAL 'B' NON-TAX REVENUES	32385.33
80702.21	69464.07	80127.42	TOTAL OF STATE'S OWN REVENUE RECEIPTS	80719.02
360765.21	380190.07	389831.42	TOTAL-REVENUE RECEIPTS, TAX AND NON-TAX (A+B)	443251.02

STATEMENT - I
CONSOLIDATED FUND OF MIZORAM - RECEIPTS
REVENUE ACCOUNT

(₹ in lakhs)

Actuals 2016-17	Budget Estimates 2017-18	Revised Estimates 2017-18	Major Head of Account	Budget Estimates 2018-19
			C-GRANTS-IN-AID & CONTRIBUTIONS	
			1601 - Grants-in-aid from Central Government	
			<i>01 - Non-Plan Grants</i>	
229400.00	244600.00	244600.00	104-Grants under the proviso to Art.275(1) of Constitution	258800.00
229400.00	244600.00	244600.00	(a) Non-Plan Rev. Deficit Grant/PDRD Grants	258800.00
1620.00	1700.00	1700.00	109 - Grants towards Contribution to CRF	1800.00
1620.00	1700.00	1700.00	(a) State Disaster Response Fund (SDRF)	1800.00
4617.95	3380.00	3380.00	800 - Other Grants	3751.00
754.24	-	-	(a) Modernisation of Police Force	-
-	-	-	(b) I.R. Battalion	-
-	-	-	(c) Home Guards	210.00
800.00	1000.00	1000.00	(d) Election Re-imburement	800.00
2068.00	2380.00	2380.00	(e) Grants for Local Bodies	2741.00
-	-	-	<i>i) Spl. Area Basic Grant</i>	-
-	-	-	<i>ii) Spl. Area Performance Grant</i>	-
995.71	-	-	(f) Others	-
33.48	-	-	<i>i) Strengthening Narcotic Cells.</i>	-
175.08	-	-	<i>ii) Crime & Criminal Tracking Network & System (CCTNS)</i>	-
750.00	-	-	<i>iii) Rehabilitaion & resettlement of BNLF returnees and Bru refugees</i>	-
2.35	-	-	<i>iv) Re-imburement of Funds by UBAI on account of Aadhar Enrollment</i>	-
34.80	-	-	<i>v) Re-imburement of Establishment charges in favour of State Level NSS</i>	-
235637.95	249680.00	249680.00	TOTAL : 01 - Non-Plan-Grants	264351.00

STATEMENT - I
CONSOLIDATED FUND OF MIZORAM - RECEIPTS
REVENUE ACCOUNT

(₹ in lakhs)

Actuals 2016-17	Budget Estimates 2017-18	Revised Estimates 2017-18	Major Head of Account	Budget Estimates 2018-19
			<i>02 - Grants for State/Union Territory Plan Schemes</i>	
15303.94	54262.64	53619.48	101 - Block Grants	44460.36
6153.66	32109.00	31311.00	(a) Grants for Externally Aided Projects (EAP)	25579.00
3443.91	9877.00	9877.00	(b) Grants for NLCPR	9877.00
4600.00	4071.00	4071.00	(c) Grants for Border Areas (BADP)	4070.36
1106.37	2434.00	2588.84	(d) Grants for NSAP	2434.00
-	3851.00	3851.00	(e) Grants for AIBP/PMKSY	2500.00
-	704.64	704.64	(f) Grants for JNNURM	-
-	1216.00	1216.00	(g) Grants for NeGAP	-
1927.49	1317.37	1804.36	104 - Grants under Proviso to Article 275(1) of the Constitution	1317.37
1927.49	1317.37	1804.36	(a) Article 275(1) of the Constitution	1317.37
59909.48	2656.00	4470.00	800 - Other Grants	4200.00
1584.00	456.00	2270.00	(a) Central Road Fund (R&B)	2000.00
2057.78	2200.00	2200.00	(b) RKVY	2200.00
56267.70	-	-	(c) Other Grants	-
77140.91	58236.01	59893.84	TOTAL : 02 Grants for State Plan Schemes	49977.73
			<i>03 - Grants for Central Plan Schemes</i>	
3783.26	-	-	800 - Other Grants	-
3783.26	-	-	TOTAL : 03 Grants for Central Plan Schemes	-
			<i>04 - Grants for Centrally Sponsored Plan Schemes</i>	
54587.20	116960.82	183331.54	800 - Other Grants	121098.87
54587.20	116960.82	183331.54	TOTAL : 04 Grants for Centrally Sponsored Schemes	121098.87
			<i>05 - Grants for Special Plan Schemes</i>	
7915.13	12264.00	12264.00	101 - Schemes of North Eastern Council	12264.00
7915.13	12264.00	12264.00	TOTAL: 05 Grants for Special Plan Schemes	12264.00
143426.50	187460.83	255489.38	TOTAL : Plan Grants	183340.60
379064.45	437140.83	505169.38	TOTAL : Grants-in-Aid from Central Government	447691.60
379064.45	437140.83	505169.38	TOTAL 'C' GRANTS-IN-AID & CONTRIBUTIONS	447691.60
739829.66	817330.90	895000.80	TOTAL REVENUE RECEIPTS (A+B+C)	890942.62

STATEMENT - I
CONSOLIDATED FUND OF MIZORAM - DISBURSEMENTS
REVENUE ACCOUNT

(₹ in lakhs)

Actuals 2016-17	Budget Estimates 2017-18	Revised Estimates 2017-18	Major Head of Account	Budget Estimates 2018-19
			A - GENERAL SERVICES	
			(a) Organs of State	
1912.22	2041.30	2184.59	2011 - Parliament/State/Union Territory Legislatures	2585.60
662.34	608.54	724.54	2012 - President/Vice President/Governor/Administrator of Union Territories	616.27
381.49	351.50	352.50	2013 - Council of Ministers	287.30
2891.75	2837.81	3649.81	2014 - Administration of Justice	3071.77
791.79	612.11	1223.25	2015 - Election	694.20
6639.59	6451.26	8134.69	TOTAL 'A' (a)	7255.14
			(b) Fiscal Services	
			(i) Collection of Taxes on Property & Capital	
-	-	-	2020 - Collection of Taxes on Income & Expdr.	-
1853.54	2452.49	2771.66	2029 - Land Revenue	2536.23
29.89	31.40	37.63	2030 - Stamps & Registration	31.40
			(ii) Collection of Taxes on Commodities & Services	
2890.43	3140.01	3390.33	2039 - State Excise	3131.43
1527.36	1612.79	1796.30	2040 - Taxes an Sales, Trade etc.	1584.48
870.28	905.47	927.29	2041 - Taxes on Vehicles	972.66
			(iii) Other Fiscal Services	
134.04	139.98	139.98	2047 - Other Fiscal Services	150.47
7305.54	8282.14	9063.19	TOTAL 'A' (b)	8406.67
			(c) Interest Payment & Servicing of Debt.	
3330.00	4700.00	4700.00	2048 - Appropriation for Reduction or avoidance of Debt	4700.00
34126.03	37906.39	38285.70	2049 - Interest Payments	39008.42
37456.03	42606.39	42985.70	TOTAL 'A' (c)	43708.42

STATEMENT - I
CONSOLIDATED FUND OF MIZORAM - DISBURSEMENTS
REVENUE ACCOUNT

(₹ in lakhs)

Actuals 2016-17	Budget Estimates 2017-18	Revised Estimates 2017-18	Major Head of Account	Budget Estimates 2018-19
			(d) Administrative Services	
541.85	615.80	765.38	2051 - Public Service Commission	652.20
9622.79	18375.07	15902.13	2052 - Secretariat General Services	58310.51
3872.57	4298.64	5065.46	2053 - District Administration	4455.71
2395.44	2585.72	2810.02	2054 - Treasury & Accounts Administration	2844.92
48449.58	50241.44	52963.44	2055 - Police	53035.50
2940.43	2331.57	2532.55	2056 - Jails	2420.28
87.46	95.27	135.51	2057 - Supplies & Disposals	96.66
1554.44	1330.48	1787.76	2058 - Stationery & Printing	1348.62
4906.87	5450.35	5753.18	2059 - Public Works	5686.93
7552.94	8637.77	9318.07	2070 - Other Administrative Services	8843.78
81924.37	93962.11	97033.50	TOTAL 'A' (d)	137695.11
			(e) Pension & Miscellaneous Genl.	
76140.22	84666.00	84693.00	2071 - Pension and Other Retirement benefits	90000.00
239.38	247.90	253.94	2075 - Misc. Genl. Services	258.00
76379.60	84913.90	84946.94	TOTAL 'A' (e)	90258.00
209705.13	236215.80	242164.02	TOTAL 'A' - GENERAL SERVICES	287323.34
			B - SOCIAL SERVICES	
			(a) Education, Sports, Art & Culture	
112139.63	113864.48	129546.70	2202 - General Education	123588.15
96595.68	93398.28	101964.03	(a) School Education	101965.55
2412.77	3488.69	3697.54	(b) SCERT	3570.75
12808.04	16773.45	17705.04	(c) University & Higher Education	17860.59
323.14	204.06	6180.09	(d) Mizoram Scholarship Board	191.26
914.98	1067.37	2017.58	2203 - Technical Education	1154.54
2243.37	1806.84	2736.26	2204 - Sports & Youth Services	1785.38
887.53	927.72	1069.27	2205 - Arts & Culture	935.07
116185.51	117666.41	135369.81	TOTAL 'B' (a)	127463.14
			(b) Health & Family Welfare	
34051.58	39657.98	55462.17	2210 - Medical & Public Health	39159.70
18647.67	27000.75	33339.97	a) Health Services	28039.61
15403.91	12657.23	22122.20	b) Hospital & Medical Education	11120.09
3009.73	2863.93	3847.83	2211 - Family Welfare	3045.49
2903.62	2766.53	3750.43	a) Health Services	2984.79
106.11	97.40	97.40	b) Hospital & Medical Education	60.70
37061.31	42521.91	59310.00	TOTAL 'B' (b)	42205.19

STATEMENT - I
CONSOLIDATED FUND OF MIZORAM - DISBURSEMENTS
REVENUE ACCOUNT

(₹ in lakhs)

Actuals 2016-17	Budget Estimates 2017-18	Revised Estimates 2017-18	Major Head of Account	Budget Estimates 2018-19
			(c) Water Supply, Sanitation, Housing and Urban Development.	
18977.73	15431.74	24243.60	2215 - Water Supply & Sanitation	15547.50
719.82	690.00	695.52	2216 - Housing	663.67
123.42	126.00	126.00	a) LAD	99.67
596.40	564.00	569.52	b) PWD	564.00
8809.73	7712.98	10523.07	2217 - Urban Development	8159.67
377.26	273.31	273.31	a) LAD	301.70
8432.47	7439.67	10249.76	b) UD&PA	7857.97
28507.28	23834.72	35462.19	TOTAL 'B' (c)	24370.84
			(d) Information & Broadcasting	
1063.65	1188.93	1276.38	2220 - Information & Publicity	1171.47
1063.65	1188.93	1276.38	TOTAL 'B' (d)	1171.47
			(e) Welfare of SC/ST & Other Backward - Classes	
30101.54	32664.63	37098.56	2225 - Welfare of SC/ST & Other Backward Classes	36545.96
30101.54	32664.63	37098.56	TOTAL 'B' (e)	36545.96
			(f) Labour & Employment	
1485.20	2961.65	2683.09	2230 - Labour & Employment	1334.81
1485.20	2961.65	2683.09	TOTAL 'B' (f)	1334.81
			(g) Social Welfare & Nutrition	
14295.67	13285.09	17811.89	2235 - Social Security & Welfare	13534.75
156.84	295.21	401.52	2236 - Nutrition	297.11
1023.00	1900.00	3490.00	2245 - Relief on account of Natural Calamities	2000.00
15475.51	15480.30	21703.41	TOTAL 'B' (g)	15831.86
			(h) Others	
-	-	-	2250 - Other Social Services	-
205.11	247.32	247.32	2251 Secretariat - Social Services	221.24
205.11	247.32	247.32	TOTAL 'B' (h)	221.24
230085.11	236565.87	293150.76	TOTAL 'B'-SOCIAL SERVICES	249144.51

STATEMENT - I
CONSOLIDATED FUND OF MIZORAM - DISBURSEMENTS
REVENUE ACCOUNT

(₹ in lakhs)

Actuals 2016-17	Budget Estimates 2017-18	Revised Estimates 2017-18	Major Head of Account	Budget Estimates 2018-19
			C - ECONOMIC SERVICES	
			(a) Agriculture & Allied Activities	
11395.60	8025.47	18854.21	2401 - Crop Husbandry (a) (Agri.)	18964.12
7144.62	6955.18	8365.33	2401 - Crop Husbandry (b) (Horti.)	6947.37
1900.81	1695.97	1823.70	2402 - Soil & Water Conservation	1642.62
5362.84	5042.49	6080.88	2403 - Animal Husbandry	5800.44
107.50	464.71	474.69	2404 - Dairy Development	475.85
2962.49	852.35	1346.80	2405 - Fisheries	902.40
12835.15	7591.89	13186.52	2406 - Forestry & Wildlife	7657.54
5017.12	4463.01	6324.16	2408 - Food Storage & Warehousing	4632.92
1708.81	372.24	1211.62	2415 - Agri. Research & Education	403.66
1341.08	1434.12	1639.61	2425 - Co-operation	1450.49
1130.88	493.78	557.57	2435 - Other Agricultural Programme	502.46
50906.90	37391.21	59865.09	TOTAL 'C' (a)	49379.87
			(b) Rural Development	
7950.04	5693.63	11300.15	2501 - Rural Dev. (Special Prog.)	5691.06
21208.51	22462.00	24447.86	2505 - Rural Employment	23462.00
540.31	732.69	732.69	2506 - Land Reforms	599.64
4762.10	2594.45	7346.81	2515 - Other Rural Dev. Programme	2331.45
34460.96	31482.77	43827.51	TOTAL 'C' (b)	32084.15
			(c) Special Areas Programme	
-	-	-	2552 - North Eastern Areas	-
4061.65	4040.00	4042.08	2575 - Other Special Areas Programme	4039.36
4061.65	4040.00	4042.08	TOTAL 'C' (c)	4039.36
			(d) Irrigation & Flood Control	
-	-	-	2701 - Major & Medium Irrigation	-
1051.86	1090.65	1198.14	2702 - Minor Irrigation	1115.48
-	950.15	950.15	2705 - Command Area Development	0.15
1051.86	2040.80	2148.29	TOTAL 'C' (d)	1115.63
			(e) ENERGY	
-	-	-	2501 - IREP	-
46462.33	37967.65	52098.85	2801 - Power Energy	39518.74
17.17	-	-	2810 - Non-Conventional Energy	-
46479.50	37967.65	52098.85	TOTAL 'C' (e)	39518.74

11
STATEMENT - I
CONSOLIDATED FUND OF MIZORAM - DISBURSEMENTS
REVENUE ACCOUNT

(₹ in lakhs)

Actuals 2016-17	Budget Estimates 2017-18	Revised Estimates 2017-18	Major Head of Account	Budget Estimates 2018-19
			(f) Industry and Minerals	
7441.93	5950.00	7569.15	2851 - Village & Small Industries	6233.34
1877.37	1827.61	1966.30	2851 - Sericulture	1934.06
121.09	170.40	170.40	2852 - Industries	180.50
518.33	559.90	1458.34	2853 - Non-Ferrous Mining etc.	529.69
9958.72	8507.91	11164.19	TOTAL 'C' (f)	8877.59
			(g) Transport	
811.40	328.08	747.55	3053 - Civil Aviation	329.94
25395.19	32717.45	37299.24	3054 - Roads & Bridges	35235.40
2614.37	2879.67	3110.24	3055 - Road Transport	2932.99
58.77	53.68	53.68	3056 - Inland Water Transport	55.88
28879.73	35978.88	41210.71	TOTAL 'C' (g)	38554.21
			(h) Communication	
826.18	1832.16	1994.78	3275 - Other Communication Services	539.68
826.18	1832.16	1994.78	TOTAL OF 'C' (h)	539.68
			(i) Science, Technology & Environment	
730.94	983.57	1434.10	3425 - Other Scientific Research	1248.00
69.80	96.46	107.46	3435 - Ecology & Environments	100.68
800.74	1080.03	1541.56	TOTAL OF 'C' (i)	1348.68
			(j) General Economic Services	
1604.05	1642.48	2071.61	3451 - Secretariat Economic Services	1970.64
882.26	732.19	981.93	3452 - Tourism	739.07
1241.75	1025.20	1290.58	3454 - Census Survey & Statistic	1074.93
1703.40	1839.13	2253.71	3456 - Civil Supplies	2016.50
386.15	478.96	482.26	3475 - Other General Economic Services	434.95
5817.61	5717.96	7080.09	TOTAL 'C' (j)	6236.09
183243.85	166039.37	224973.15	TOTAL 'C' ECONOMIC SERVICES	181694.00
623034.09	638821.04	760287.93	TOTAL - REVENUE DISBURSEMENT (GROSS)	718161.85
	200.00	400.00	<i>Deduct: Stock Recoveries</i>	200.00
	<i>100.00</i>	<i>300.00</i>	<i>2059 - Public Works Department</i>	<i>100.00</i>
	-	-	<i>2215 - Public Health Engineering Department</i>	-
	-	-	<i>2810 - Power & Electricity Department</i>	-
	<i>100.00</i>	<i>100.00</i>	<i>2058 - Printing & Stationery Department</i>	<i>100.00</i>
623034.09	638621.04	759887.93	Total : Revenue Disbursement NET	717961.85

STATEMENT - I
CONSOLIDATED FUND OF MIZORAM - RECEIPTS
CAPITAL ACCOUNT

(₹ in lakhs)

Actuals 2016-17	Budget Estimates 2017-18	Revised Estimates 2017-18	Major Head of Account	Budget Estimates 2018-19
			E - PUBLIC DEBT	
			6003 - Internal Debt of the State Govt.	
67195.41	40000.00	42400.00	101 - Market Loans	55000.00
-	-	-	103 - Loans from LIC of India	-
6247.04	15000.00	15000.00	105 - Loans from NABARD	15000.00
-	-	-	106 - Compensation & Other Bonds	-
1425.11	1124.00	1124.00	108 - Loans from NCDC	596.63
-	-	355.22	109 - Loans from Other Institutions	-
-	-	355.22	(a) REC	-
-	-	-	(b) HUDCO	-
-	-	-	(c) PFC	-
-	3.00	3.00	110 - W&MA from the Reserve Bank of India	3.00
-	-	-	111 - Special Securities issued to NSSF of the Central Government	-
-	-	-	800 - Other Loans	-
74867.56	56127.00	58882.22	TOTAL (6003) INTERNAL DEBT OF STATE GOVERNMENT	70599.63
			6004 - Loans & Advances from the Central Govt.	
-	-	-	800 - Other Loans	-
			02 - Loans for State /Union Territory Plan Schemes	
683.75	3568.00	2924.00	101 - Block Loans	2175.00
			05 - Loans for Special Schemes	
-	-	-	101 - Scheme of North Eastern Council	-
683.75	3568.00	2924.00	TOTAL (6004) LOANS & ADVANCES FROM THE CENTRAL GOVERNMENT	2175.00
75551.31	59695.00	61806.22	TOTAL 'E' PUBLIC DEBT	72774.63
			F - LOANS & ADVANCES (RECOVERIES)	
-	0.10	0.10	6202 - Loans for Education, Sports, Art & Culture	0.11
-	0.10	0.10	6210 - Loans for Medical & Public Health	0.11
-	0.10	0.10	6212 - Loans for Nutrition	0.11
788.41	1400.00	1400.00	6216 - Loans for Housing	1512.00
-	1.00	1.00	6217 - Loans for Urban Development	1.08
118.98	80.00	80.00	6425 - Loans for Co-operation	86.40
1.63	2.00	2.00	6552 - Loans for NEA	2.16
-	1.00	1.00	6851 - Loans for Village & Small Industries	1.08
1336.16	1800.00	1800.00	7610 - Loans for Govt. Servants etc.	1944.00
2245.18	3284.30	3284.30	TOTAL 'F' LOANS & ADVANCES	3547.05
77796.49	62979.30	65090.52	TOTAL CAPITAL RECEIPTS (E&F)	76321.68
739829.66	817330.90	895000.80	REVENUE RECEIPTS BROUGHT FORWARD	890942.62
817626.15	880310.20	960091.32	TOTAL - CONSOLIDATED FUND OF THE STATE (RECEIPTS)	967264.30

STATEMENT - I
CONSOLIDATED FUND OF MIZORAM - DISBURSEMENTS
CAPITAL ACCOUNTS

(₹ in lakhs)

Actuals 2016-17	Budget Estimates 2017-18	Revised Estimates 2017-18	Major Head of Account	Budget Estimates 2018-19
			A - CAPITAL ACCOUNT OF GENERAL SERVICES	
-	68575.45	1650.00	4047 - C.O. Other Fiscal Services	89230.44
2709.07	1273.00	3194.59	4055 - C.O. on Police	300.00
-	-	-	4058 - C.O. on Stationery & Printing	-
571.61	-	3704.43	4059 - C.O. on Public Works	-
1637.65	-	2222.22	4059 - C.O. on Public Works (L&J)	-
-	-	-	4059 - C.O. on Land Revenue & Settlement	-
-	-	-	4059 - C.O. on MPSC	-
-	-	2450.00	4070 - C.O. on Other Admn. Services	5920.00
4918.33	69848.45	13221.24	TOTAL 'A' CAPITAL ACCOUNTS OF - GENERAL SERVICES	95450.44
			B - CAPITAL ACCOUNT OF SOCIAL SERVICES	
			(a) Education, Sports, Art & Culture	
2058.94	3156.00	4889.62	4202 - C.O. on Education	5500.00
2058.94	3156.00	4889.62	TOTAL 'B' (a)	5500.00
			(b) Health & Family Welfare	
2838.87	3700.00	10933.91	4210 - C.O. on Medical & Public Health	3300.00
			(c) Water Supply & Sanitation, Housing Development	
6268.57	4309.55	9836.27	4215 - C.O. on Water Supply & Sanitation	3962.55
679.01	3000.00	4822.10	4216 - C.O. on Housing	5100.00
16567.19	28962.64	33022.85	4217 - C.O. on Urban Development	28929.00
26353.64	39972.19	58615.13	TOTAL 'B' (b) & (c)	41291.55
			(d) Information & Broadcasting	
-	-	141.11	4220 - C.O. on Information & Publicity	-
40.00	-	100.00	4225 - C.O. on Welfare of SC.ST & OBC	-
2876.65	-	2337.51	4235 - C.O. on Social Security & Welfare	200.00
2916.65	-	2578.62	TOTAL 'B' (d)	200.00
31329.23	43128.19	66083.37	TOTAL 'B' CAPITAL ACCOUNT OF - SOCIAL SERVICES	46991.55
			C - CAPITAL ACCOUNT OF ECONOMIC SERVICES	
			(a) Capital Accounts of Agriculture & Allied Activities	
-	9855.00	8990.00	4401 - C.O. on Crop Husbandry	3300.00
-	300.00	-	4401 - C.O. on Horticulture	300.00
-	-	288.00	4402 - C.O. on Soil & Water Conservation	-
223.44	1441.00	1771.00	4403 - C.O. on Animal Husbandry	300.00
-	-	-	4405 - C.O. on Fisheries	-
-	-	-	4406 - C.O. on Forestry & Wildlife	-
4069.06	18747.60	27147.60	4408 - C.O. on Food Storage & Warehousing	17826.60
134.18	282.00	402.00	4425 - C.O. on Co-operation	314.63
52.00	5700.00	2439.36	4435 - C.O. on Other Agricultural Prog.	4500.00
4478.68	36325.60	41037.96	TOTAL 'C' (a)	26541.23

STATEMENT - I
CONSOLIDATED FUND OF MIZORAM - DISBURSEMENTS
CAPITAL ACCOUNTS

(₹ in lakhs)

Actuals 2016-17	Budget Estimates 2017-18	Revised Estimates 2017-18	Major Head of Account	Budget Estimates 2018-19
			(b) Capital Account on Rural Dev.	
-	-	-	4506 - C.O. on Land Reforms	-
602.47	1600.00	728.59	4515 - C.O. on Rural Development	600.00
			(c) Capital Account on Special Areas	
-	-	-	4552 - C.O. on North Eastern Areas	-
4550.00	4031.00	4987.37	4575 - C.O. on Other Special Areas Prog.	4031.00
			(d) Capital Accounts on Irrigation & Flood-Control.	
598.45	4139.00	4412.60	4702 - C.O. on Minor Irrigation	4000.00
-	-	-	4711 - C.O. on Flood Control Project	-
5750.92	9770.00	10128.56	TOTAL 'C' (b), (c) & (d)	8631.00
			(e) Capital Accounts of Energy	
4323.07	4460.00	22437.19	4801 - C.O. on Power Project	2550.00
			(f) Capital Accounts on Industry	
-	468.55	140.00	4851 - C.O. on Vill. & Small Industries	-
			(g) Capital Accounts on Transport	
275.73	-	910.84	5053 - C.O. on Civil Aviation	-
36971.67	42814.00	61856.97	5054 - C.O. on Road & Bridges	31450.00
143.88	500.00	500.00	5055 - C.O. on Road Transport	500.00
-	-	-	5056 - C.O. on Inland Water Transport	-
41714.35	48242.55	85845.00	TOTAL 'C' (e), (f) & (g)	34500.00
			(j) Capital Account on Tourism	
2949.35	800.00	7861.48	5452 - C.O. on Tourism	550.00
-	500.00	700.00	5475 - C.O. on other General Economic Services	3500.00
2949.35	1300.00	8561.48	TOTAL 'C' (j)	4050.00
54893.30	95638.15	145573.00	TOTAL OF 'C' ECONOMIC SERVICES	73722.23
91140.86	208614.79	224877.61	TOTAL OF CAPITAL OUTLAY (GROSS)	216164.22
			DEDUCT RECOVERIES	
-	17826.60	17826.60	4408 - C.O. on food storage and warehousing	17826.60
91140.86	190788.19	207051.01	TOTAL OF CAPITAL ACCOUNT (NET)	198337.62

STATEMENT - I
CONSOLIDATED FUND OF MIZORAM - DISBURSEMENTS
CAPITAL ACCOUNT

(₹ in lakhs)

Actuals 2016-17	Budget Estimates 2017-18	Revised Estimates 2017-18	Major Head of Account	Budget Estimates 2018-19
			E - PUBLIC DEBT	
			6003 - Internal Debt of the State Govt.	
20461.00	14686.50	14686.50	101 - Market Loans	15618.00
2366.61	2329.66	2329.66	103 - Loans from LIC of India	2317.41
4410.76	4288.24	4288.24	105 - Loan from NABARD	3568.00
-	-	-	106 - Compensation and Other Bonds	-
161.25	150.00	150.00	108 - Loans from NCDC	650.00
362.42	2849.82	2849.82	109 - Loans from other institutions	2849.42
362.42	2849.32	2849.32	(a) REC	2849.32
-	-	-	(b) HUDCO	-
-	0.50	0.50	(c) PFC	0.10
-	3.00	3.00	110 - W&MA from RBI	3.00
1432.60	967.15	967.15	111 - Special Securities issued to NSSF of the Central Government	1092.40
29194.64	25274.37	25274.37	TOTAL (6003) INTERNAL DEBT OF STATE GOVERNMENT	26098.23
			6004 - Loans & Advances from the Central Govt.	
			01 - Non-Plan Loans	
-	-	-	201 - House Building Advances	-
-	-	-	800 - Other Loans	-
			02 - Loans for State/ Union Territory Plan Schemes	
2097.34	2500.00	2500.00	101 - Block Loans	2300.00
			04 - Loans for Centrally Sponsored Schemes	
-	-	-	800 - Other Loans	-
			05 - Loans for Special Schemes	
-	-	-	101 - Schemes of NEC	-
2097.34	2500.00	2500.00	TOTAL (6004) LOANS & ADVANCES FROM THE CENTRAL GOVERNMENT	2300.00
31291.98	27774.37	27774.37	TOTAL 'E' PUBLIC DEBT	28398.23

STATEMENT - I
CONSOLIDATED FUND OF MIZORAM - DISBURSEMENTS
CAPITAL ACCOUNT

(₹ in lakhs)

Actuals 2016-17	Budget Estimates 2017-18	Revised Estimates 2017-18	Major Head of Account	Budget Estimates 2018-19
			F - LOANS AND ADVANCES	
-	-	-	6202 - Loans for Education	-
-	-	-	6210 - Loans for Medical & Public Health	-
-	-	-	6212 - Loans for Nutrition	-
-	-	-	6216 - Loans for Housing	-
-	-	-	6217 - Loans for Urban Development	-
499.11	560.00	560.00	6425 - Loans for Co-operation	-
-	-	-	6552 - Loans for NEA	-
-	-	-	6851 - Loans for Village & Small Industries	-
2205.76	4540.00	4712.00	7610 - Loans for Govt. Servants etc.	4540.00
2704.87	5100.00	5272.00	TOTAL 'F' LOANS & ADVANCES	4540.00
			H - TRANSFER TO CONTINGENCY FUND	
-	-	-	7999 - Appropriation to the Contingency Fund	-
-	-	-	TOTAL 'H' TRANSFER TO CONTINGENCY FUND	-
33996.85	32874.37	33046.37	TOTAL ('E' + 'F' + 'H')	32938.23
125137.71	223662.56	240097.38	TOTAL - CAPITAL DISBURSEMENTS (Net of Recoveries) E+F+H+Capital Acct. (NET)	231275.85
			Deduct Advances from Contingency Fund	
125137.71	223662.56	240097.38	CAPITAL DISBURSEMENT (Net of Advances from Contingency Fund)	231275.85
623034.09	638621.04	759887.93	REVENUE DISBURSEMENTS (Brought Forward)(Net)	717961.85
748171.80	862283.60	999985.31	TOTAL-CONSOLIDATED FUND OF THE STATE (DISBURSEMENTS) (Net)	949237.70
			Add: Advances from Contingency Fund	
748171.80	862283.60	999985.31	TOTAL: CONSOLIDATED FUND OF THE STATE (Net of Stock Recoveries)	949237.70
-	18026.60	18226.60	Add: Stock Recoveries + Advances from Contingency Fund	18026.60
748171.80	880310.20	1018211.91	TOTAL CONSOLIDATED FUND OF THE STATE (Disbursements) (Gross)	967264.30

STATEMENT - I (A)
DISBURSEMENT CHARGED ON THE CONSOLIDATED
FUND OF MIZORAM

(₹ in lakhs)

Actuals 2016-17	Budget Estimates 2017-18	Revised Estimates 2017-18	Major Head of Account	Budget Estimates 2018-19
			REVENUE DISBURSEMENT (CHARGED)	
51.68	87.20	87.20	State Legislature	87.20
648.74	594.94	710.94	Governor	602.67
804.92	793.22	895.89	Administration of Justice	896.63
541.85	615.80	765.38	Public Service Commission	652.20
3330.00	4700.00	4700.00	Appropriation for reduction or avoidance of Debt.	4700.00
34126.03	37906.39	37906.39	Interest Payment	39008.42
39503.22	44697.55	45065.80	TOTAL - DISBURSEMENT REVENUE ACCOUNT (CHARGED)	45947.12
			CAPITAL DISBURSEMENT (CHARGED)	
29194.64	25274.37	25274.37	Internal Debt of the State	26098.23
2097.34	2500.00	2500.00	Loans & Advance from Govt. of India.	2300.00
31291.98	27774.37	27774.37	TOTAL - DISBURSEMENT CAPITAL ACCOUNT (CHARGED)	28398.23
70795.20	72471.92	72840.17	TOTAL - DISBURSEMENT (CHARGED)	74345.35

STATEMENT - II
CONTINGENCY FUND OF MIZORAM - RECEIPTS

(₹ in lakhs)

Actuals 2016-17	Budget Estimates 2017-18	Revised Estimates 2017-18	Major Head of Account	Budget Estimates 2018-19
			8000 - Contingency Fund	
			201 - Appropriation from Consolidated Fund	
-	-	-	a) Transfer from Consolidated Fund of the State	-
-	-	-	b) Recoveries of Advances of Contingency Fund	-
-	-	-	TOTAL RECEIPTS	-

STATEMENT - II
CONTINGENCY FUND OF MIZORAM - DISBURSEMENTS

(₹ in lakhs)

Actuals 2016-17	Budget Estimates 2017-18	Revised Estimates 2017-18	Major Head of Account	Budget Estimates 2018-19
			8000 - Contingency Fund	
-	-	-	1) Advances from Contingency Fund	-
-	-	-	TOTAL DISBURSEMENTS	-

STATEMENT - III
PUBLIC ACCOUNT - RECEIPTS

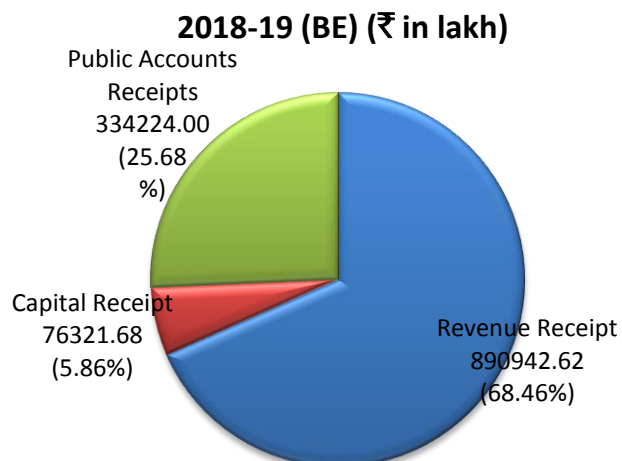
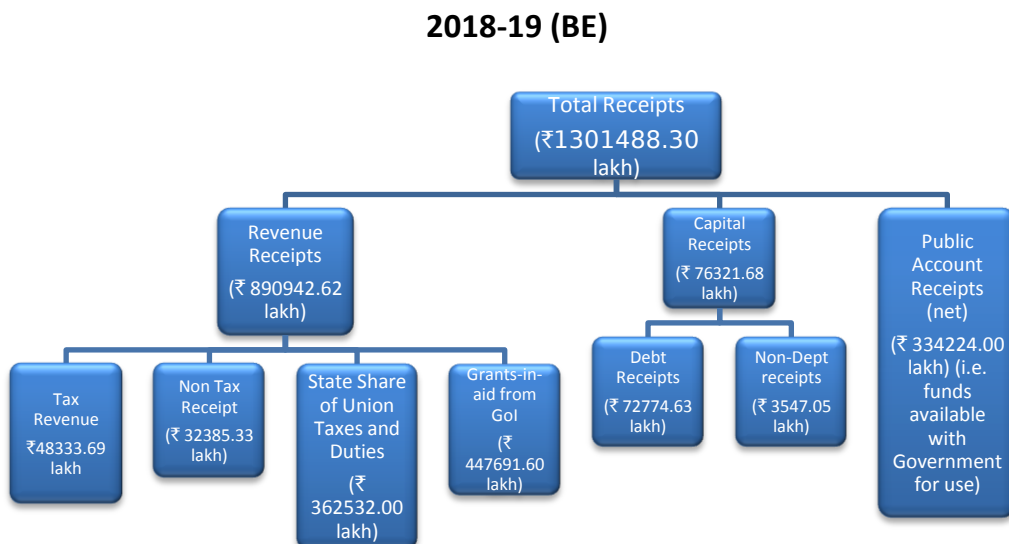
(₹ in lakhs)

Actuals 2016-17	Budget Estimates 2017-18	Revised Estimates 2017-18	Major Head of Account	Budget Estimates 2018-19
			PUBLIC ACCOUNT RECEIPTS	
			I - SMALL SAVING, PROVIDENT FUND ETC.	
82094.18	75000.00	75000.00	8009 - State Provident Funds	90000.00
1626.35	1600.00	1600.00	8011 - Insurance & Pension Funds	1800.00
83720.53	76600.00	76600.00	TOTAL 'I' SMALL SAVING -PROVIDENT FUNDS ETC.	91800.00
			J - RESERVE FUNDS	
			(a) Reserve Funds bearing interest	
1015.00	1800.00	1800.00	8121 - General and other Reserve Funds	2000.00
			(b) Reserve Funds not bearing interest	
3130.00	4000.00	4000.00	8222 - Sinking Funds	4000.00
200.00	700.00	700.00	8235 - General and other Reserve Funds	700.00
4345.00	6500.00	6500.00	TOTAL OF 'J' RESERVE FUNDS	6700.00
			K - DEPOSITS AND ADVANCES	
			(a) Deposits bearing interest	
-	-	-	8336 - Civil Deposits	-
-	-	-	8342 - Other Deposits	-
-	-	-	8338 - Deposits of Local Funds	-
			(b) Deposits not bearing interest	
69624.20	30000.00	30000.00	8443 - Civil Deposits	62623.00
-	-	-	8448 - Deposits of Local Funds	-
-	-	-	8449 - Other Deposits	-
			(c) Advances	
504.41	2600.00	2600.00	8550 - Civil Advances	3000.00
70128.61	32600.00	32600.00	TOTAL 'K' DEPOSITS & ADVANCES	65623.00
			L - SUSPENSE AND MISCELLANEOUS	
-53988.57	-	-	8658 - Suspense Accounts	-
-	-	-	8670 - Cheques & Bills	-
977.63	1500.00	1500.00	8671 - Departmental Balances	1500.00
1500931.00	800000.00	800000.00	8673 - Cash Balance Investment Account	800000.00
-	-	-	8674 - Security Deposits made by Govt.	-
-	1000.00	1000.00	8675 - Deposits with Reserve Bank	1000.00
-	1.00	1.00	8679 - Accounts with Governments of other Countries	1.00
1447920.06	802501.00	802501.00	TOTAL 'L' SUSPENSE AND MISCELLANEOUS	802501.00
			M - REMITTANCES	
			(a) Money orders & other Remittance	
197562.65	150000.00	150000.00	8782 - Cash Remittances & Adjustments between officers rendering accounts to the same Account Officer	170000.00
			(b) Inter-Govt. Adjustment Accounts	
-	-	-	8786 - Adjustment Account between Central and State Governments	-
-	100.00	100.00	8793 - Inter-State Suspense Account	100.00
197562.65	150100.00	150100.00	TOTAL 'M' REMITTANCES	170100.00
1803676.85	1068301.00	1068301.00	TOTAL - PUBLIC ACCOUNT RECEIPTS	1136724.00
2621303.00	1948611.20	2028392.32	TOTAL RECEIPTS (STATEMENT I+II+III)	2103988.30
119616.39	20783.95	106632.43	8999 - Cash Balance (Opening)	81818.44
2740919.39	1969395.15	2135024.75	GRAND TOTAL	2185806.74

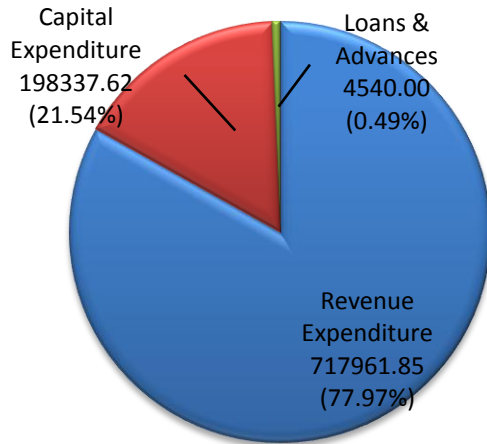
STATEMENT - III
PUBLIC ACCOUNT - DISBURSEMENT

(₹ in lakhs)

Actuals 2016-17	Budget Estimates 2017-18	Revised Estimates 2017-18	Major Head of Account	Budget Estimates 2018-19
			PUBLIC ACCOUNT DISBURSEMENTS	
			1. SMALL SAVING PROVIDENT FUND ETC.	
75901.08	65000.00	65000.00	8009 - State Provident Funds	83000.00
1544.35	1400.00	1400.00	8011 - Insurance & Pension Funds	1700.00
77445.43	66400.00	66400.00	TOTAL 'I' SMALL SAVING PROVIDENT - FUNDS ETC.	84700.00
			J - RESERVE FUNDS	
			(a) - Reserve Funds bearing interest	
1575.48	1700.00	1700.00	8121 - General and other Reserve Funds	1900.00
			(b) - Reserve Funds not bearing interest	
3130.00	4000.00	4000.00	8222 - Sinking Funds	4000.00
200.00	700.00	700.00	8235 - General & Other Reserve Funds	700.00
4905.48	6400.00	6400.00	TOTAL J - RESERVE FUNDS	6600.00
			K - DEPOSITS & ADVANCES	
			(a) Deposits bearing interest	
-	-	-	8336 - Civil Deposits	-
-	-	-	8338 - Deposits of Local Funds	-
-	-	-	8342 - Other Deposits	-
			(b) Deposit not bearing interest	
87836.88	25220.00	25220.00	8443 - Civil Deposits	45000.00
-	-	-	8448 - Deposits of Local Funds	-
-	-	-	8449 - Other Deposits	-
			(c) Advances	
471.40	2600.00	2600.00	8550 - Civil Advances	3000.00
88308.28	27820.00	27820.00	TOTAL 'K' DEPOSITS & ADVANCES	48000.00
			L - SUSPENSE AND MISCELLANEOUS	
-2835.18	-	-	8658 - Suspense Account	-
-	-	-	8670 - Cheque & Bills	-
956.77	1500.00	1500.00	8671 - Departmental Balances	1500.00
1529745.00	800000.00	800000.00	8673 - Cash Balance Investment Account	800000.00
-	-	-	8674 - Security Deposits made by Govt.	-
-	1000.00	1000.00	8675 - Deposits with Reserve Bank	1000.00
5.22	1.00	1.00	8679 - Accounts with Governments of other Countries	1.00
1527871.81	802501.00	802501.00	TOTAL 'L' SUSPENSE AND MISCELLANEOUS	802501.00
			M - REMITTANCES	
			(a) Money Orders and other remittance	
187465.04	150000.00	150000.00	8782 - Cash Remittances and adjustments between officers rendering account to the same Accounts Officer	170000.00
			(b) Inter-Govt. Adjustment Account	
-	-	-	8786 - Adjustment account between Central and State Government.	-
119.12	100.00	100.00	8793 - Inter-State Suspense Account	100.00
187584.16	150100.00	150100.00	TOTAL 'M' REMITTANCES	170100.00
1886115.16	1053221.00	1053221.00	TOTAL - PUBLIC ACCOUNT DISBURSEMENT	1111901.00
2634286.96	1915504.60	2053206.31	TOTAL DISBURSEMENT - STATEMENT (I+II+III)	2061138.70
106632.43	53890.55	81818.44	8999 - Cash Balance (Opening)	124668.04
2740919.39	1969395.15	2135024.75	GRAND TOTAL	2185806.74

Chart No. 1: Composition of Receipts**Chart No. 2: Components and Sub-components of resources**

**Chart No. 3: Trends showing Share of Components of Total Expenditure
2018-19 (BE) (₹ in lakh)**



**Chart No. 4: Object Headwise Expenditure
2018-19 (BE)**

(₹ in lakh)

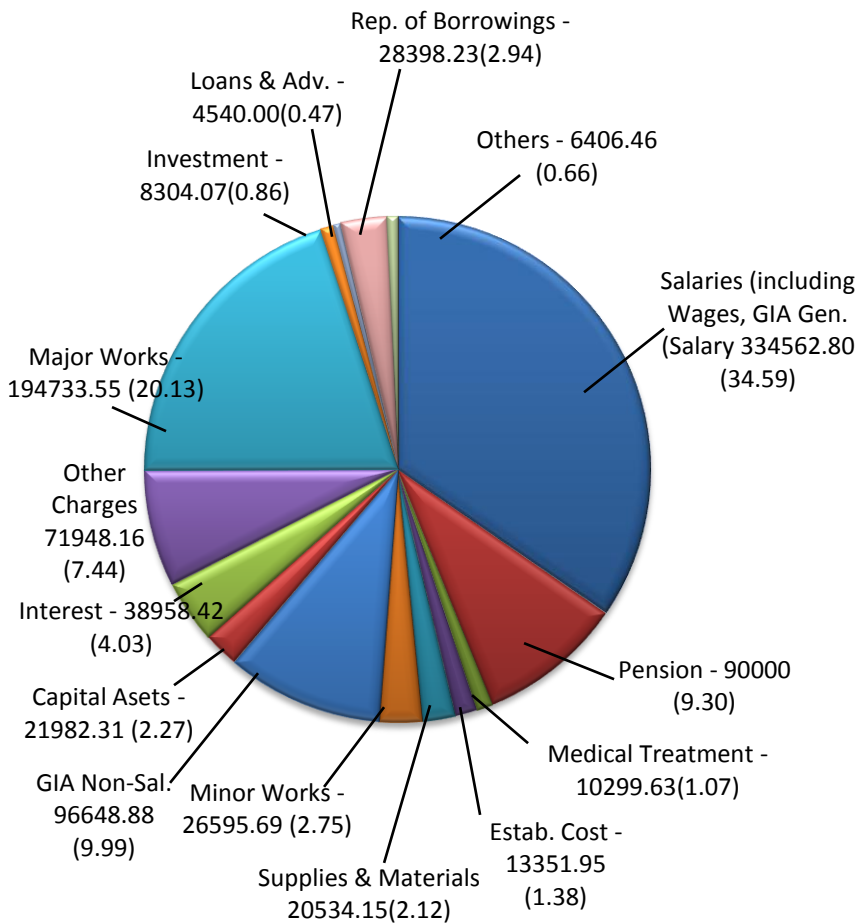


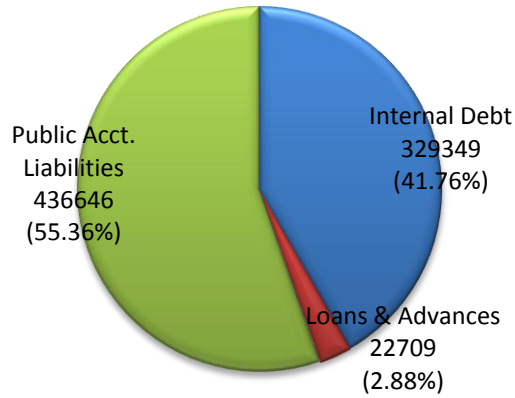
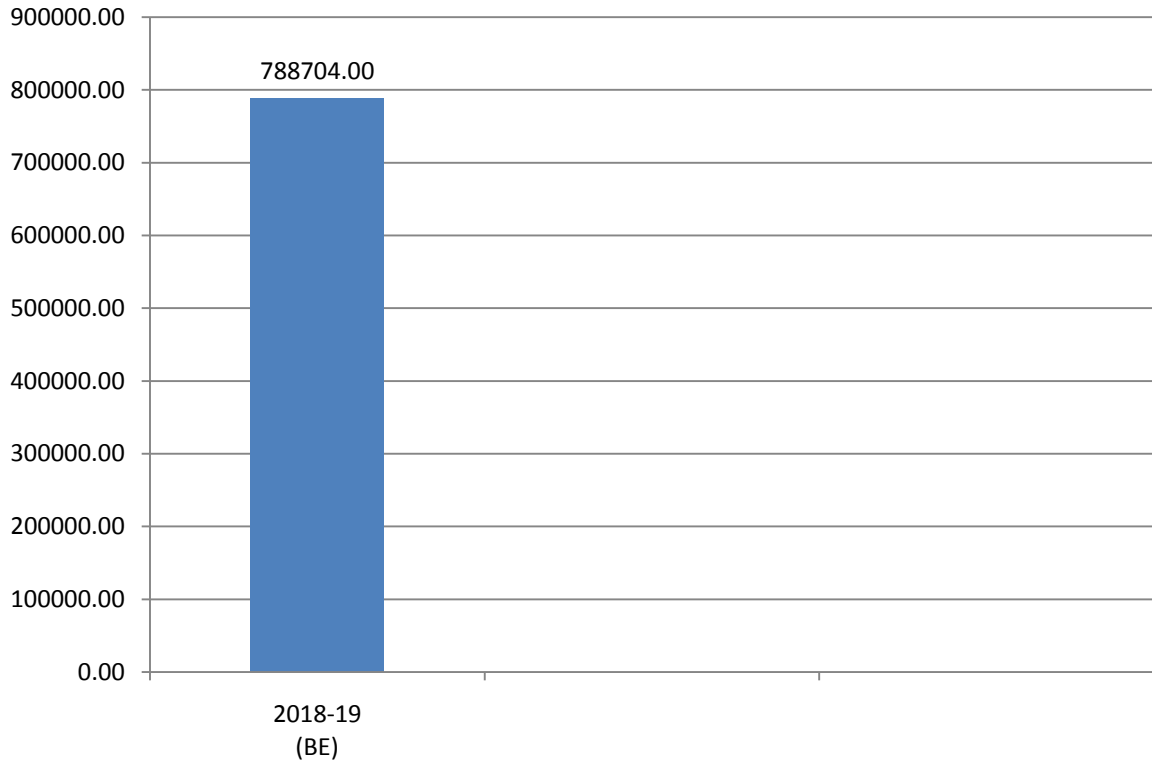
Chart No. 5: Composition of Outstanding Fiscal Liabilities**2018-19 (BE) (₹ in lakh)****Chart No. 6: Trend showing Fiscal Liabilities during 2018-19 (₹ in lakh)**

Chart No. 7: Trends in Deficit Indicators

(*₹ in lakh*)